



सत्यमेव जयते

GOVERNMENT OF RAJASTHAN

# ECONOMIC REVIEW

2009-10

# **ECONOMIC REVIEW**

**2009-10**

**DIRECTORATE OF ECONOMICS & STATISTICS, RAJASTHAN, JAIPUR**



सत्यमेव जयते

CHIEF MINISTER  
RAJASTHAN



## FOREWORD

The Economic Review is presented regularly in the State Legislative Assembly at the time of the presentation of the State Government Budget. The **Economic Review, 2009-10** attempts to present an overview of the State economy as well as developmental programmes being implemented in the State.

I believe, this publication will be useful for public representatives, Government departments, various organisations, academicians and all those who are interested in the analysis of the socio-economic scenario of the State.

(Ashok Gehlot)  
Chief Minister



सत्यमेव जयते

MINISTER  
ECONOMICS & STATISTICS  
RAJASTHAN



## PREFACE

The Directorate of Economics and Statistics in its publication 'Economic Review', has been attempting to present a bird's eye view of the development of the State under various programmes. The present publication of '**Economic Review 2009-10**' provides the status of socio-economic development of the State. The progress of the State in the different sectors has been presented in a narrative form complemented by tabular and graphical presentations.

I am sure that this publication will prove its usefulness to all those readers who share their interest in the socio-economic development of the State.

  
(Rajendra Pareek)  
Minister



D. B. Gupta  
Principal Secretary  
to the Government

Department of Planning,  
20 Point Programme,  
Project Monitoring unit,  
Secretariat, Jaipur

## INTRODUCTION

The Economic Review is brought out, regularly, by the Directorate of Economics and Statistics, Rajasthan. The **Economic Review, 2009-10** presents the progress and trends of development in various sectors of the State's economy.

I am grateful to all those who have extended their support in bringing out this publication in time. I believe this publication will be useful for all individuals, Government departments and corporate bodies who are engaged or interested in study and analysis of the socio-economic development of the State.

  
(D.B.GUPTA)

---

<b>CONTENTS</b>	<b>PAGE NO.</b>
<b><u>ECONOMIC REVIEW</u></b>	
<b>2009-10</b>	
<b>Key Indicators of Economic Development</b>	i
<b>1. General Review</b>	1
Macro Economic Overview	
<b>2. Public Finance</b>	13
Fiscal Management	
Review of Five year/Annual Plans	
Banking	
<b>3. State Domestic Product</b>	28
State Domestic Product	
Gross Fixed Capital Formation	
<b>4. Prices and Public Distribution System</b>	39
Wholesale Price Index	
Consumer Price Index for Industrial Workers	
Consumer Price Index for Agricultural Labourers	
Public Distribution System and Protection of Consumer Rights	
<b>5. Agriculture and Allied Sector</b>	45
Agriculture Scenario	
Monsoon	
Agricultural Production	
Horticulture	
Irrigation	
Watershed Development and Soil Conservation	
Agriculture Marketing	
State Warehousing	
Animal Husbandry	
Sheep Husbandry	
Dairy Development	
Fisheries	
Forestry	
Co-operation	
<b>6. Industries</b>	65
Industries	
Khadi and Village Industries	
Factories and Boilers	

Mines and Minerals	
Labour	
Employment	
<b>7. Infrastructure Development</b>	<b>82</b>
Power	
Renewable Energy	
Transport	
- Roads	
- Road Transport	
Railways	
Postal and Telecommunication	
<b>8. Social Sector Development</b>	<b>93</b>
Education	
Medical and Health	
Family Welfare	
Water Supply	
Urban Governance	
Social Justice and Empowerment	
Tribal Area Development	
Development of Women and Child	
<b>9 Rural Development and Panchayati Raj</b>	<b>122</b>
Rural Development	
Panchayati Raj	
<b>10. Other Programmes</b>	<b>132</b>
Twenty Point Programme	
Disaster Management and Relief	
Information Technology and Communication	
Tourism	
Archaeology and Museums	
Jawahar Kala Kendra	
Rajasthan Foundation	
<b>11. Public-Private-Partnership</b>	<b>145</b>
<b>12. Externally Aided Projects</b>	<b>154</b>
<b>13. Human Development</b>	<b>166</b>

## **TABLES OF ECONOMIC SITUATION**

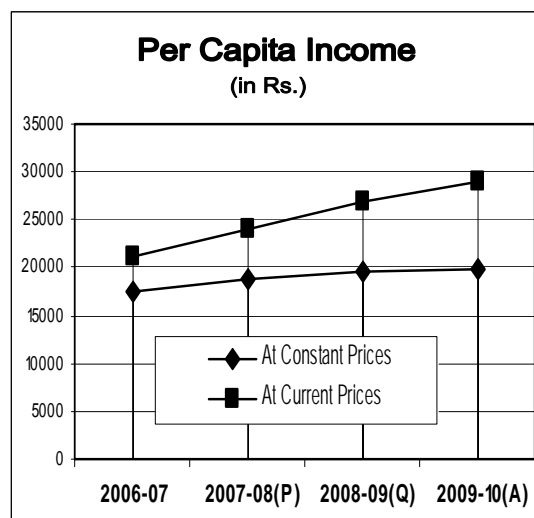
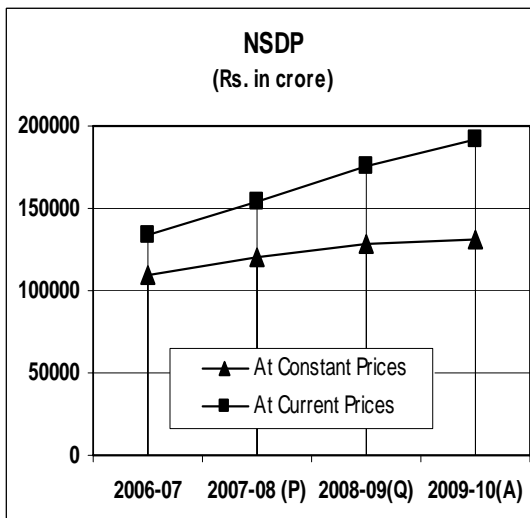
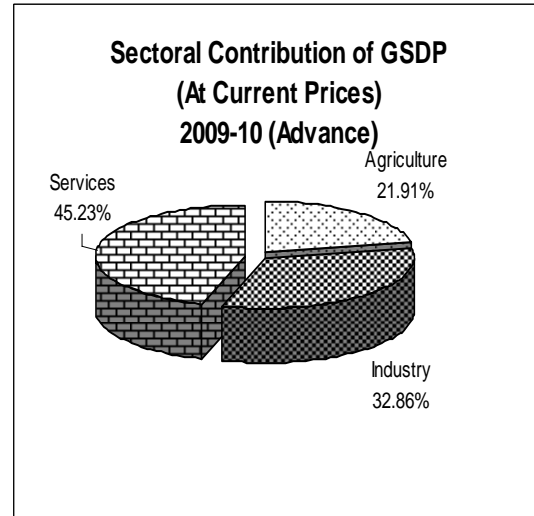
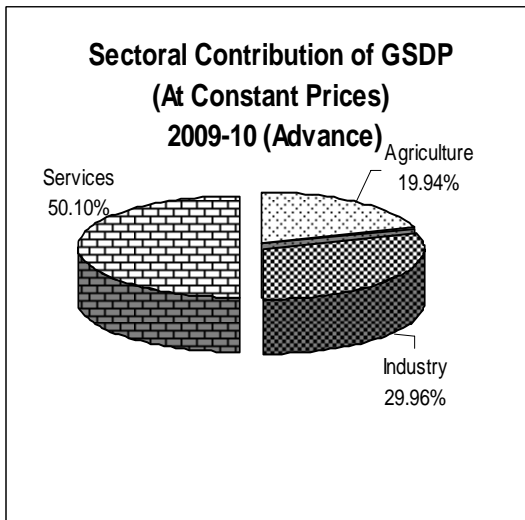
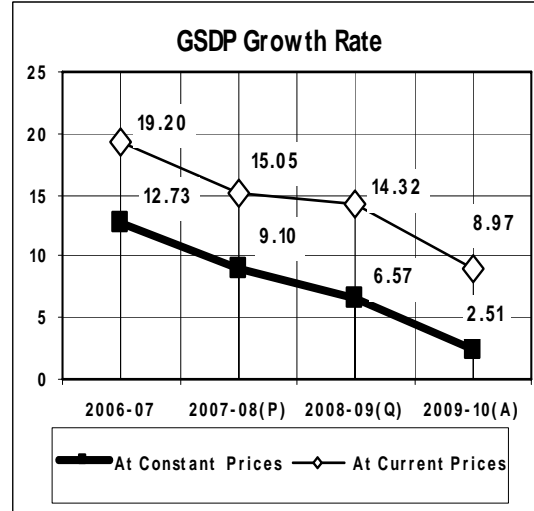
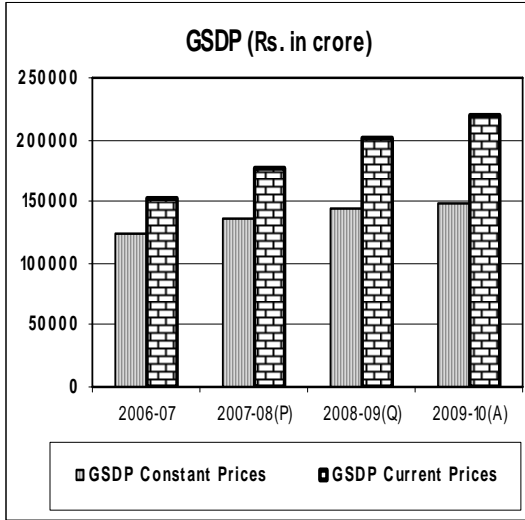
1	Important Economic Indicators	1
2	Gross / Net State Domestic Product & Per Capita Income	5
3	Gross State Domestic Product by Industrial origin at Current Prices	6
4	Gross State Domestic Product by Industrial origin at Constant (1999-2000) Prices	8
5	Net State Domestic Product by Industrial origin at Current Prices	10
6	Net State Domestic Product by Industrial origin at Constant (1999-2000) Prices	12
7	Gross Fixed Capital Formation	14
8	Budget - Surplus (+) /Deficit (-)	15
9	Budget ( Receipts )	16
10	Budget (Expenditure)	18
11	Plan-wise Expenditure	20
12	Year-wise Expenditure during XI Plan	22
13	Wholesale Prices Index of Rajasthan	23
14	Index of Industrial Production	24
15	Employment in Organised Sector	25
16	Index of Agricultural Production	26
17	Crop-wise Production	28
18	Area under Crops	30
19	Gross Area Irrigated by Sources	32
20	Net Area Irrigated by Sources	33
21	Installed Capacity of Power	34
22	Road Length in the State	35
23	Motor Vehicles Registered in the State	36
24	Health Indicators : CBR, CDR, IMR & LEB	38
25	Literacy Rate	40
26	District-wise Demographic Indicators	41
27	Loss due to Famine/Scarcity Condition in Rajasthan	43
28	State-wise Important Economic Indicators	44



## KEY INDICATORS OF ECONOMIC DEVELOPMENT

	Particular	Unit	2006-07	2007-08	2008-09	2009-10
	1	2	3	4	5	6
<b>1.</b>	<b>Gross State Domestic Product</b>	Crore Rs.				
	(a) Constant (1999-2000) Prices		124339	135654	144568	148200
	(b) Current Prices		153344	176420	201675	219769
<b>2.</b>	<b>Economic Growth Rate as per GSDP</b>	Percent				
	(a) Constant (1999-2000) Prices		12.73	9.10	6.57	2.51
	(b) Current Prices		19.20	15.05	14.32	8.97
<b>3.</b>	<b>Sectoral Contribution of GSDP at Constant (1999-2000) Prices by</b>	Percent				
	(a) Agriculture		26.60	25.78	25.23	19.94
	(b) Industry		29.80	29.46	28.40	29.96
	(c) Services		43.60	44.76	46.37	50.10
<b>4.</b>	<b>Sectoral Contribution of GSDP at Current Prices by</b>	Percent				
	(a) Agriculture		25.01	25.65	25.18	21.91
	(b) Industry		32.19	32.31	31.54	32.86
	(c) Services		42.80	42.04	43.28	45.23
<b>5.</b>	<b>Net State Domestic Product</b>	Crore Rs.				
	(a) Constant (1999-2000) Prices		110039	120267	128496	131331
	(b) Current Prices		133476	153697	176044	191539
<b>6.</b>	<b>Per Capita Income</b>	Rs.				
	(a) Constant (1999-2000) Prices		17480	18769	19708	19806
	(b) Current Prices		21203	23986	27001	28885

N.B. Estimates relate to State Domestic Product are provisional for the year 2007-08, quick for 2008-09 and advance for 2009-10



	Particular	Unit	2006-07	2007-08	2008-09	2009-10
	1	2	3	4	5	6
7.	<b>Gross Fixed Capital Formation</b> at Current Prices	Crore Rs.	36451	50160	53761	-
8.	<b>Index for Agricultural Production *</b> (Base 1992-94 = 100)		167.63	166.66	184.71+	-
9.	<b>Total Food-grain Production *</b>	Lakh MT	149.28	160.84	166.79	107.02@
10.	<b>Index for Industrial Production**</b> (Base 1993-94 = 100)		251.39	257.49	282.95@	307.62@
11.	<b>Wholesale Price Index</b> (Base 1999-2000 = 100)		149.76	161.06	177.15	182.14◇
	Percentage change		10.38	7.55	9.99	-
12.	<b>Consumer Price Index for Industrial Workers**</b> (Base 2001=100)					
	(a) Jaipur Centre		127	134	145	159
	(b) Ajmer Centre		122	129	138	152
	(c) Bhilwara Centre		125	133	144	158
13.	<b>Installed Capacity (Power)</b>	MW	6089	6421	7019	7717
14.	<b>Commercial Bank Credit (September)</b>	Crore Rs.	41613	52350	62211	78020

@ **Provisional**

\* Relates to agriculture year

\*\* Relates to calendar year

◇ Average of April to December, 2009

+ Final

## 1. GENERAL REVIEW

### Background

Rajasthan is the largest State in India geographically constituting 10.4 percent of the total geographical area of India and it accounts for 5.5 percent population of India. Topographically, deserts in the State constitute a large chunk of the land mass, where the settlements are scattered and the density of population is quite low. It is administratively divided into 7 divisions, 33 districts, 244 Tehsils, 249 Panchayat Samities and 9,168 Gram Panchayats.

### Demographic Profile of the State

The State's population is 5.65 crore according to Census 2001. According to the Population Projections for India and States for 2001-2026 by the Office of the Registrar General of India, the projected population of Rajasthan as on 1<sup>st</sup> October, 2009 is 6.63 crore. The decadal growth rate (1991-2001) of population of Rajasthan is 28.41 percent compared to 21.34 percent in case of India. The density of population of the State is quite low at 165 persons per sq. km. with large scale district level variations of 13 persons per sq. km. in Jaisalmer to 471 persons per sq. km. in Jaipur. The State's literacy rate stands at 60.4 percent compared to 64.8 percent for all India.

The overall sex ratio of the State is of the tune of 921 females per 1,000 males and the sex ratio amongst the 0-6 year population is 909 females per 1,000 males. There is a decline in child sex ratio from 916 in 1991 to 909 in 2001. The Infant Mortality Rate (IMR), which is considered to be one of the most sensitive indicators of human development lies at 63 infant deaths per 1,000 live births (SRS, 2008). The Maternal Mortality Ratio of the State is 388 maternal deaths per 1, 00,000 live births (SRS, 2004-06), which ranks third highest amongst the major States in India. A lot of efforts are required to reach the desired levels of Millennium Development Goals (MDGs) of health in the State.

The overall life expectancy at birth of the State is 62.0 years with 61.5 years for males and 62.3 years for females (SRS based abridged life tables, 2002-2006).

The major demographic indicators of the State have been compared with that of figures for India in the following table:

### Demographic Profile of India and Rajasthan

S. No	Indicator	Unit	Reference Year	Rajasthan	All India
1	Percentage of Urban Population to total population	%	2001	23.4	27.8
2	Percentage of Scheduled Caste Population to total population	%	2001	17.2	16.2
3	Percentage of Scheduled Tribes Population to total population	%	2001	12.6	8.2
4	Overall Sex Ratio	Females per 1000 males	2001	921	933
5	Literacy Rate (7+ years)	%	2001	60.4	64.8
6	Crude Birth Rate (SRS, 2008)	per 1,000 mid-year population	2008	27.5	22.8
7	Crude Death Rate (SRS, 2008)	per 1,000 mid-year population	2008	6.8	7.4
8	Infant Mortality Rate (SRS, 2008)	per 1,000 live births	2008	63	53
9	Maternal Mortality Ratio (SRS, 2004-06)	per lakh live births	2004-06	388	254

### Economic overview of the State

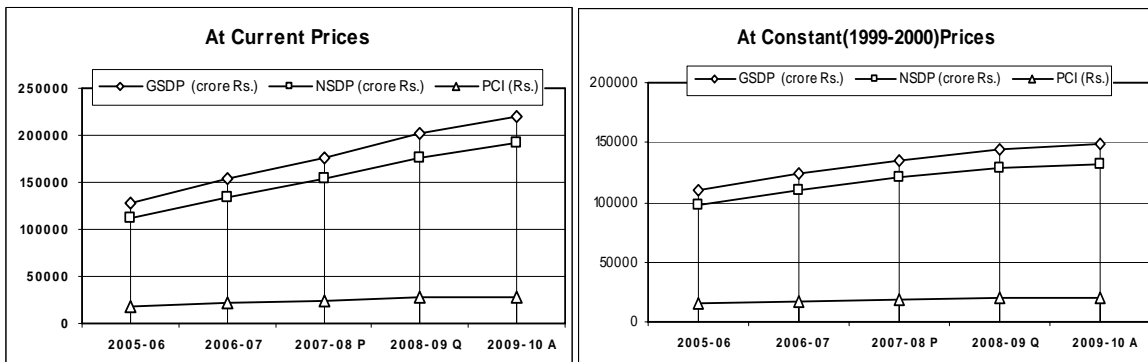
The Gross State Domestic Product (GSDP) and Per Capita Income (PCI) reflect the overall performance of economy of the State. GSDP generally known as 'State Income' is a key measure to assess the economic performance of the state during a specific period of time and it reveals

the extent and direction of the changes in the levels of economic development.

The estimates of State Domestic Product and Per Capita are prepared both at current and constant (1999-2000) prices. The year-wise estimates of Gross/Net State Domestic Product (GSDP/NSDP) and Per Capita Income (on NSDP) since the year 2005-06 at current prices and constant (1999-2000) prices are given below:

Year	Current Prices			Constant(1999-2000)Prices		
	GSDP (Crore Rs.)	NSDP (Crore Rs.)	PCI (Rs.)	GSDP (Crore Rs.)	NSDP (Crore Rs.)	PCI (Rs.)
2005-06	128644	111323	18008	110293	97277	15736
2006-07	153344	133476	21203	124339	110039	17480
2007-08 P	176420	153697	23986	135654	120267	18769
2008-09 Q	201675	176044	27001	144568	128496	19708
2009-10 A	219769	191539	28885	148200	131331	19806

P-Provisional      Q-Quick      A-Advance.



The above table and charts reveal an upward trend in the Gross/Net State Domestic Product (NSDP) alongwith Per Capita Income at current and constant prices.

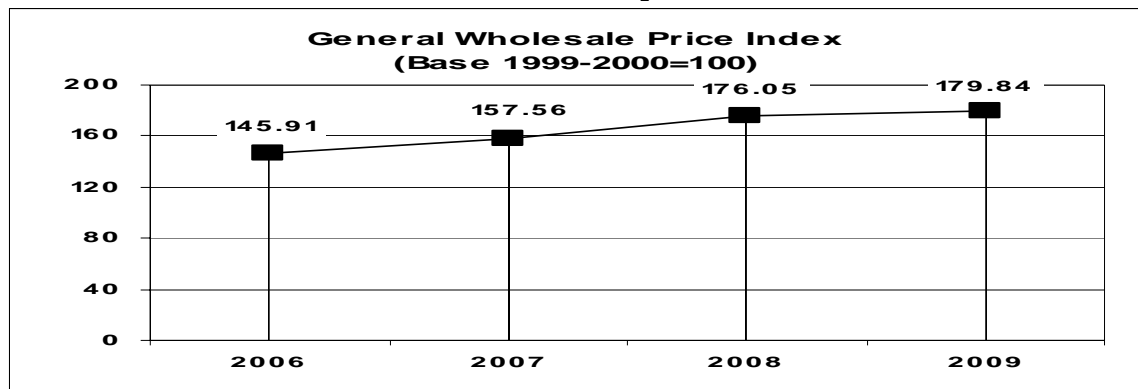
The advance estimates of Gross State Domestic Product at current prices is estimated to be Rs. 2,19,769 crore for the year 2009-10 as compared to Rs. 2,01,675 crore during the year 2008-09, showing an increase of 8.97 percent over the previous year. As per the advance estimates, Gross State Domestic Product at constant (1999-2000) prices, in the year 2009-10 is likely to attain a level of Rs. 1,48,200 crore, as against the quick estimates of GSDP for the year 2008-09 of Rs. 1,44,568 crore, registering a increase of 2.51 percent over the preceding year. In the last five years from 2005-06 to 2009-10, GSDP at constant prices has increased by 34.37 percent, which is higher than the percentage change in the previous five years of 2000-01 to 2004-05, where it was 26.15 percent at constant prices.

The advance estimates of Net State Domestic Product at current prices is worked out to be Rs. 1,91,539 crore for the year 2009-10 as compared to Rs. 1,76,044 crore during the year 2008-09 showing an increase of 8.80 percent over the previous year. As per the advance estimates of Net State Domestic Product at constant (1999-2000) prices, in the year 2009-10 has been estimated at Rs. 1,31,331 crore as against Rs. 1,28,496 crore in the year 2008-09 showing an increase of 2.21 percent over the previous year. For the recent five years (2005-06 to 2009-10), growth in NSDP at constant prices is 35.0 percent, which is higher than the percentage change in the previous five years of 2000-01 to 2004-05, where it was 26.0 percent at constant prices.

The per capita income for the year 2009-10 at current prices works out to be Rs. 28,885 as against Rs. 27,001 during the year 2008-09 registering an increase of 6.98 percent over the previous year. The per capita income in real terms (at 1999-2000 prices) during 2009-10 is likely to be Rs. 19,806 as compared to Rs. 19,708 in the year 2008-09, registering an increase of 0.50 percent over the previous year. In the last five years from 2005-06 to 2009-10, the Per Capita Income at constant prices has increased by 25.9 percent, which is higher than the percentage change in the previous five years of 2000-01 to 2004-05, where it was 16.1 percent at constant prices.

### Price Situation

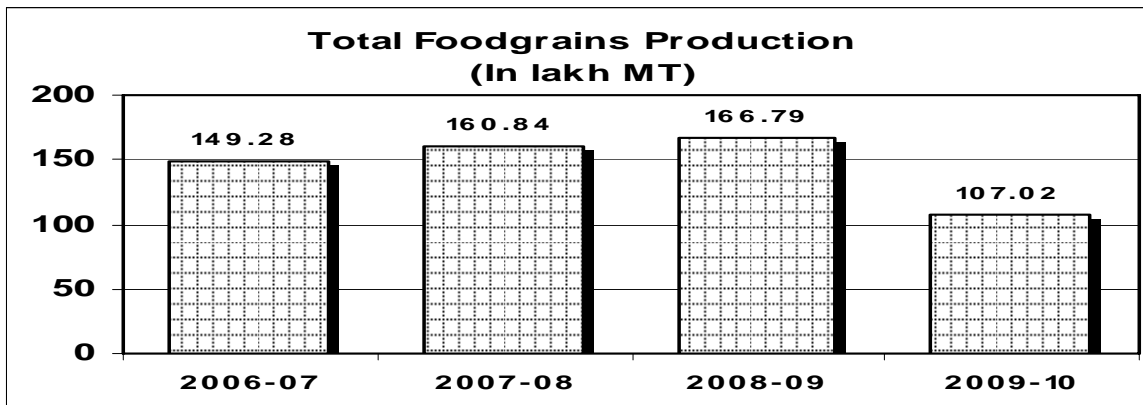
Price stability is crucial for sustaining growth and ensuring proper sharing of the benefits of development. Price variations have significant impact on the economy of the State and living conditions of the people particularly on the poorer sections of the society. Changes in the level of wholesale and retail prices at specific intervals are expressed through Wholesale Price Index and Consumer Price Index. During the year 2009-10, a rising trend has been observed in wholesale and consumer prices over the previous year in the State. The General Index of Wholesale Price (base 1999-2000=100) of the State for the Calendar year 2009, stood at 179.84 as against 176.05 in the Calendar year 2008, which reveals an increase of 2.15 percent.



## Agriculture and allied sector

The role of Agriculture Sector in the State economy is quite significant. Agriculture in Rajasthan is mostly dependent on rainfall that mostly remains scanty, low and irregular. The State has received 367.62 mm rain which is 33.61 percent less from the normal expected rain of 552.0 mm for the year 2009-10.

As per the preliminary forecast for the year 2009-10, the total foodgrain production in the State is expected to be 107.02 lakh tonnes which has shown a decline of 35.84 percent as compared to that of 166.79 lakh tonnes in the previous year. The percentage change in rabi and kharif foodgrain production in State between 2007-08 (revised final production) and 2009-10 (likely production) reveal a decline of 33.5 percent in a period of three years. The trends in total foodgrain production (2006-2010) is shown in the bar diagram given below:



Despite many constraints, a well-developed agriculture extension network has been created and the State Government has taken several steps to increase agriculture production by increasing area under irrigation, energising wells and by providing necessary inputs such as fertilizers and improved varieties of seeds. Efforts have been made to enhance water availability from diverse sources through efficient water utilisation by adopting water saving measures in agriculture and Horticulture.

## Irrigation

The Water Resources Department of the State is striving hard to expand irrigation facilities by harnessing available surface water through various major, medium and minor irrigation projects. By the end of March, 2009, irrigation potential of 36.46 lakh hectares was created in the State



through these projects. During the year 2009-10 (upto December, 2009), an additional irrigation potential of 31,070 hectares (excluding Indira Gandhi Nahar Project) has been created. With a view to extend irrigated area in the State, 2 major-Narmada and Rajasthan Water Sector Restructuring Project (RWSRP), 5 medium, 51 minor irrigation and one modernization project (Gang Nahar) are under construction.

### **Industry**

The State Government has been making persistent efforts for rapid industrialization of the State. During the year 2009-10, RIICO has developed 1,076.94 acres of land and acquired 1,485.28 acres of land upto December 2009. During the year 2009-10 upto December 2009, RIICO has developed Special Industrial Parks, Theme Parks, 8 growth centres and mini growth centres. Besides this, several Special Economic Zones are being developed.

During the year 2009-10 upto December, 2009, Rajasthan Financial Corporation (RFC) has issued sanctions for loans of Rs 278.37 crore.

With the objective of uplifting and promoting the rich handicrafts culture in the State, the Rajasthan Small Industries Corporation purchases handicraft items directly from the craftpersons. During the financial year 2009-10 upto December, 2009, the sale of handicraft items contributed to an amount of Rs. 456.88 lakh while assistance of raw materials was Rs. 2838.91 lakh and marketing of SSI products was Rs. 1084.40 lakh.

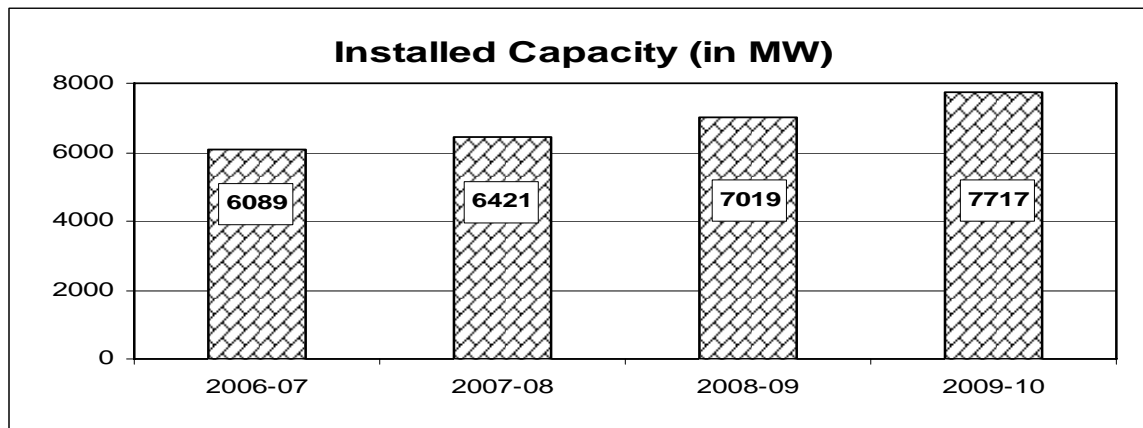
Khadi and Village industries are also playing a significant role in the rural areas by providing employment and assistance to the workers for producing quality products, artisans' trainings, promoting co-operative participation, supply of raw material and necessary implements. Rural Non-Farm Development Agency (RUDA) is also functioning for creation of more avenues of employment in the rural non-farm sector.

### **Mines and Minerals**

Rajasthan is richly endowed with mineral resources. There are 2,360 mining leases for major minerals and 10,113 minor leases and 16,082 quarry licenses existing in the State. During the current year, a revised revenue target of Rs. 1,583 crore was kept against which, Rs. 969.80 crore has been collected till December, 2009. Mineral survey and prospecting on 8 projects of base metals, 3 projects of noble metals, 10 projects of limestone and 3 projects of lignite has been taken up/being carried out till December, 2009.

## Infrastructure Development

Energy is one of the prime inputs of development. The State Government by its sturdy efforts is ensuring to augment power in poise with the demand by constructing new power plants and by increasing the capacity of the existing power plants. The Installed Capacity as on December, 2009 was 7,716.63 MW. The total increase in installed capacity during the year 2009-10 upto December, 2009, was 697.15 MW. as the installed capacity on March, 2009 was 7,019.48 MW. The net power consumption is likely to be 3,005.076 crore units during the year 2009-10 upto December, 2009 as against 3,646.040 crore units consumed during the last year. The installed capacity in Megawatts, 2006-07 to 2009-10 (as on 31.12.2009) is shown in the bar diagram given below:



Under the Rural Electrification Programme 38,332 villages have been electrified and about 9.47 lakh wells energised by the end of December, 2009.

Rajasthan Renewable Energy Corporation (RREC) has been playing a leading role to promote generation of non-conventional energy in the State.

**Roads :** The State is making efforts to strengthen the road network as a result of which, as on 31<sup>st</sup> March, 2010, the total road length in the State is expected to be 1,87,810 km. The road density in the State was 54.58 km per 100 sq. km at the end of 2008-09 which is expected to be 54.88 km per 100 Sq. km by the end of 2009-10. During 2009-10, 151 villages having population of 250 and above are connected under the Pradhan Mantri Gram Sarak Yojana (PMGSY). During the year 2009-10, about 866 km BT roads have been constructed upto December, 2009 under PMGSY, NABARD RIDF-XIII, XIV and Rural Roads. A new project for

strengthening and renewal of rural roads with a length of 2,847 km under RIDF-XV has been sanctioned and road with a length of 713 km has been completed upto December, 2009. For upgradation & strengthening of 2,635 km roads, sanction of Rs. 636.43 crore has been received under PMGSY (Bharat Nirman).

The development work of 5 State Highways with road length of 1,050 km has been completed including 30 by-passes under Mega Highway Project. 5 Road Over Bridges (ROBs) have been completed, out of the targeted 10 ROBs.

### **Water Supply**

The State Government is implementing a number of schemes for providing potable water both in rural and urban areas. During the financial year 2009-10, 1,708 Villages/habitations are to be targeted to benefit from water supply against which 76 villages/habitations and 1,740 are partially benefited villages/dhanies totaling 1,816, which have been benefited upto December, 2009. Besides this, drinking water facilities have been made available to 488 SC/ST basties.

### **Banking**

The objectives of Financial Inclusion and Institutional finance are being achieved by a sound banking sector in the State. The deposits have increased by 26.21 percent in Rajasthan for the year 2009 (upto September, 2009) over the corresponding period in the previous year, while it was 19.78 percent at all India level during the same period. The credit deposit ratio was 80.00 percent in September, 2009 for Rajasthan and at the all India level it stood at 70.26 percent, whereas in September, 2008, it was 80.51 percent and 74.93 percent in Rajasthan and at the all India level, respectively.

### **Tourism**

During the calendar year 2009, upto December, 2009 the number of tourist arrivals in the State was 266.32 lakh (255.59 lakh domestic and 10.73 lakhs foreign). The annual tourist statistics reveal a decline in the flow of both domestic and foreign tourists from the previous year.

## **Social Sector Development**

The social sector in the State has been given high priority by the Government. Various schemes and programmes have been launched and implemented for the weaker and deprived sections of the society.

## **Human Development**

The State Government is promoting critical dimensions of Human Development (HD) of longevity-ability to live a long and healthy life, education-ability to acquire knowledge, and income-essential for decent standard of living. The latest report of Global Human Development Report, 2009, focuses on “Overcoming barriers: human mobility and development”. The value of HDI for the year 2007 for India is 0.612 and the rank is 134. The best amongst the 182 countries is Norway with a value of 0.971 and Niger with an HDI value of 0.340 is at the bottom of the rung at 182<sup>nd</sup> rank. According to the National Human Development Report, 2001, Rajasthan has shown progress on the human development front with the human development index showing progress from a rank of 12 in 1981 to 9 in 2001 amongst the 15 major States of India. Amongst, the districts in Rajasthan as per the “Update of Rajasthan Human Development Report 2008”, Ganganagar ranks the first and Dungarpur ranks the last.

## **Literacy and Education**

The State Government endeavors to achieve the objective of total literacy through various programmes/schemes and simultaneously, efforts are being made to bring larger number of children to schools and reduce the drop-out rate. At present, there are 51,525 Primary Schools with 2,33,643 teachers and 54,151 Upper Primary Schools with 2,21,873 teachers wherein the total enrollment is 127.99 lakh. In all, 11,606 Secondary and 6,010 Senior Secondary schools are running in the State, out of which 6,231 Secondary and 3,108 Senior Secondary schools are in the Government sector wherein 25.01 lakh students including 8.73 lakh girls are studying. The State Open School has also been setup for catering to the educational needs of the students who cannot attend regular school.

In order to promote girls education in the State, 200 Kasturba Gandhi Balika Vidyalayas (KGBV) are functioning, free Computer Education is being provided, Transport Voucher Scheme has been introduced, Ladies bicycles are being provided, Bridge Courses are being run. A project called, ‘Inclusive Education of the Disabled at the Secondary Stage

(IEDSS) for disabled girls is also being run. A scheme of Aapki Beti for girls is also being implemented and an award named, 'Gargi Award' is provided to promote excellence in education amongst girls.

In the field of higher education, significant progress has been made in the State in recent years. The number of colleges in the State has reached 1,032. In all, 134 ITIs in the public sector and 712 ITIs in the private sector are functioning in the State. At present, 26 government polytechnic colleges are functioning in the public sector.

### **Health**

The health infrastructure in the State comprises of 127 Hospitals, 199 Dispensaries, 1,504 Rural PHCs, 37 Urban PHCs, 368 CHCs, 118 Maternity and Child Health Centres, 13 Urban Aid Posts, 11,487 Sub-Health Centres and 43,864 inpatient beds as on December 31, 2009.

In the health sector, various schemes are being implemented. The Chief Minister's BPL Jeevan Raksha Kosh, launched from 1.1.2009 for providing free treatment of BPL families and a World Bank assisted "Rajasthan Health System Development Project" is being implemented in the State. RCH Camps are being organized at remote PHCs of the districts.

Various schemes which are being implemented under the National Rural Health Mission (NRHM) are like; Dhanvantari Ambulance Yojana, Rajiv Gandhi Medical Mobile Units, 5 litres Deshi Ghee Scheme, strengthening the infrastructure at various levels of health service delivery including an important programme of promoting institutional deliveries namely, the Janani Suraksha Yojana. Several trainings have been conducted for their Skilled Birth Attendants, Dai or TBAs and clinical trainings to build capacity as well as upgrade their skills.

During the year 2009-10 upto December, 2009, about 2.14 lakh sterilisation operations has been performed and 3.32 lakh IUDs were inserted. Besides this, 9.82 lakh users of Oral Pills (OP) and 11.49 lakh CC users have been given services. A Jan Mangal Yojana couple is being implemented with the objective of community based distribution of contraceptives to achieve population stabilisation and to reduce IMR and MMR.

### **Other Developmental Programmes**

In order to provide wage employment to every rural household for 100 days in a financial year, National Rural Employment Guarantee Scheme

(NREGS) is being implemented in all districts of the State. During the year, 2009-10 upto December, 2009, 39.69 crore Man days have been generated. Through, NREGS, significant assets are being created for improving the socio-economic status of the rural masses.

To meet the challenges of ever increasing unemployment and underemployment, the Government of Rajasthan has set up the Rajasthan Mission for Livelihoods (RMoL) in 2004. In the year 2009-10, upto December 2009, 730 programmes have been conducted, in which about 16,790 youth have been given skills training.

The Rural Development and Panchayati Raj Department is also implementing important schemes like; Swarnjayanti Gram Swarojgar Yojana (SGSY), Desert Development Programme (DDP), Drought Prone Area Programme (DPAP), Indira Awas Yojana (IAY), Integrated Wasteland Development Programme (IWDP), Mewat Area Development Programme, Border Area Development Programme (BADP), Dang Area Development Programme, Magra Area Development Programme etc.

### **The Way Forward**

The present Government has taken a number of significant decisions for the development of different sectors of the State. Considering their importance, the Government has taken a decision to re-constitute five missions; Population & Health, Social Security, Agriculture & Animal Husbandry, Education & Literacy and Conservation & Development of water resources. In addition to this, various new initiatives have been undertaken in infrastructure development in the urban areas like; City Development Plans, Survey of Kacchi basties under Rajiv Awas Yojana and affordable housing for the economically weaker sections of the urban population. In order to make Jaipur, an upcoming world class city, different projects have been initiated.

Keeping in view environment conservation and sustainability, some steps have been undertaken by the Government. In order to increase the forest cover, the State Govt. has launched the “Harit Rajasthan Yojana” from the year 2009-10 involving related departments for a period of five years.

In order to make Rajasthan a preferred Industrial destination and to enable the creation of a supporting environment to attract investors, a new industrial policy is being formulated by the State and consistent decisions are being taken to strengthen the single window system.

The economic growth of the State in the year 2009-10 has been drastically affected by droughts in different parts of the State. But, efforts of the Government in balancing the income and expenditure by adopting economic austerity and stringency measures has led to continued economic growth in the State. It is hoped that these decisions and efforts taken recently by the government will definitely bring the much needed economic prosperity to the State in the future years to come.

\*\*\*\*\*

## 2. PUBLIC FINANCE

### Fiscal Management

With continuous efforts coupled with appropriate measures in previous years, the Government succeeded in eliminating revenue deficit during 2006-07, building up revenue surplus and containing fiscal deficit to three percent ahead of two years before the target date fixed by Fiscal Responsibility and Budget Management (FRBM) Act, 2005. Now, Government of India has relaxed the norms for fiscal deficit to increase the public expenditure, which has to be contained at 3.5 percent in the year 2008-09 and 4 percent in 2009-10. In addition, the Debt Consolidation and Relief Facility (DCRF) requirement of elimination of revenue deficit has also been relaxed by the Government of India for the years 2008-09 and 2009-10. The States will not lose the benefit of DCRF on account of these relaxations.

The performance of the State during 2008-09 in terms of key fiscal targets as laid down in the FRBM Act., 2005 is given below :-

<b>Fiscal Variables</b>	<b>TFC/ FRBM Act</b>	<b>FCP</b>	<b>MTFPS</b>	<b>Actuals</b>
Revenue Deficits (-)/ Surplus (+) (Rs. in crore)	0.00 (31.3.2009)	0.01	(-) 283	(-) 827
Revenue Deficits/ Revenue Receipts ratio (in percent)	0.00 (31.3.2009)	2.87	(-) 0.82	(-) 2.47
Fiscal Deficit (Rs. in crore)	-	(-)5281	(-)6714	(-)6973
FD/GSDP Ratio	3.0 or Below (2008-09)	3.00	3.50	(-) 3.46
Ratio of outstanding public debt and outstanding risk weighted guarantee to total receipts of Consolidated Fund of the State (in %)	Not to exceed 200%	-	158	162

(TFC:- Twelfth Finance Commission, FCP: - Fiscal Correction Path, MTFPS :-Medium Term Fiscal Policy Statement)

Trends in deficit: - The fiscal deficit, which represents the need of total borrowings of the State was Rs. 6,973 crore in 2008-09 in place of



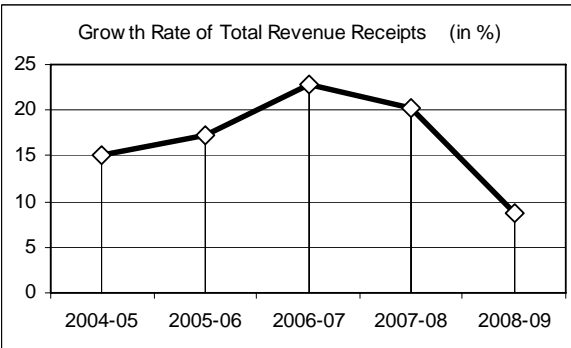
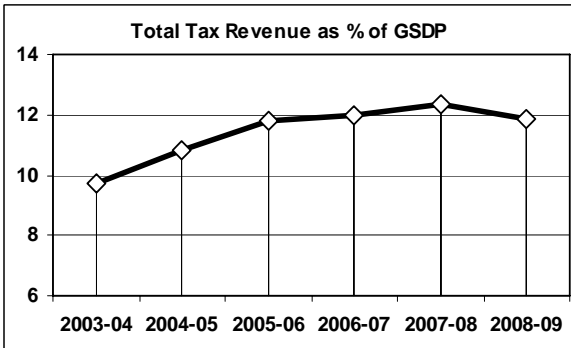
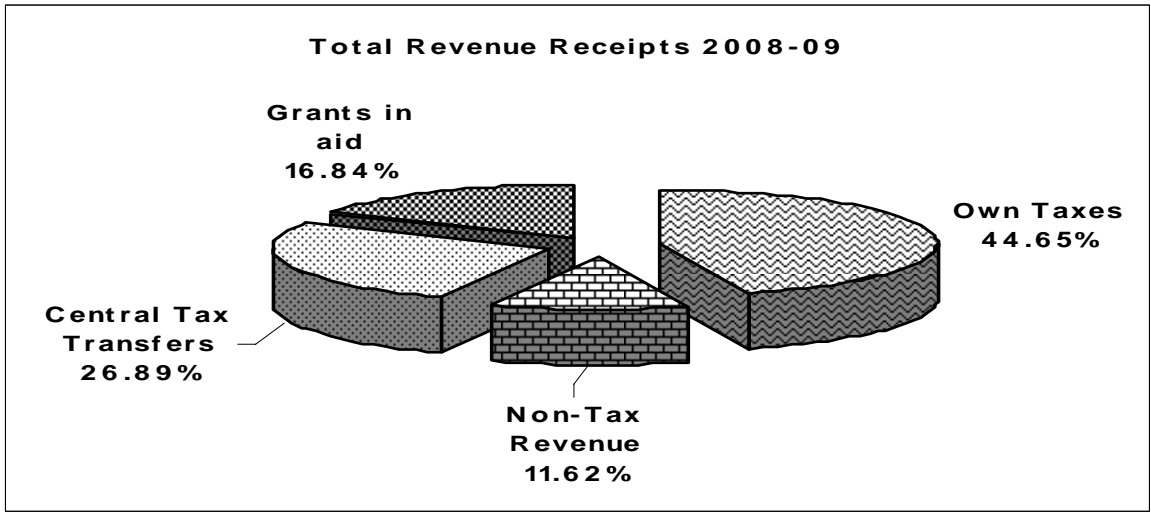
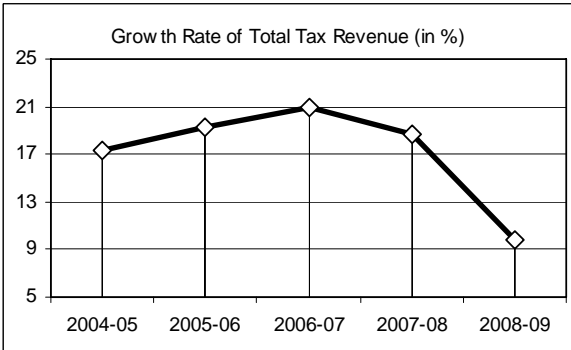
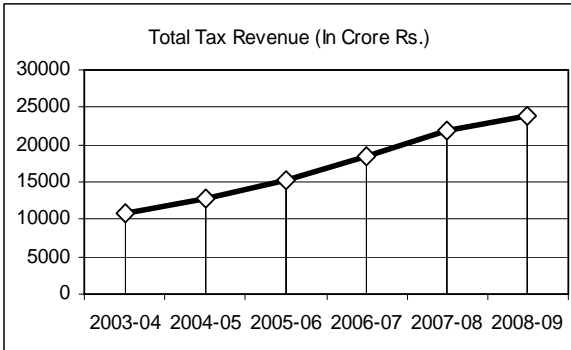
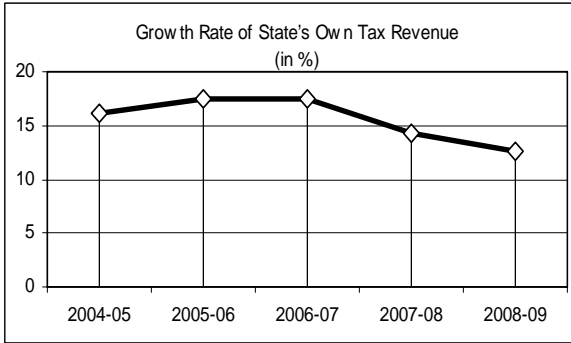
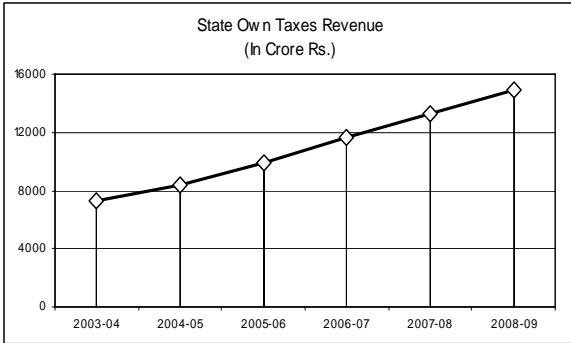
Rs. 6,549.18 crore assumed in Revised Estimates 2008-09. Fiscal Deficit to Gross State Domestic Product ratio remained 3.46 percent in 2008-09, in place of 3.4 percent which was estimated in Revised Estimates 2008-09. The ratio of revenue deficit to fiscal deficit indicates the extent to which borrowed funds were used for current consumption. The ratio of RD to FD was reduced very sharply during 2005-06 and RD was wiped out and turned into surplus during 2006-07 and 2007-08. This shows that during 2007-08 all borrowings (fiscal liabilities) were used in activities resulting in expansion of the asset backup of the State. However, due to global economic slow down and implementation of 6<sup>th</sup> Pay Commission recommendations the State had to suffer revenue deficit of Rs. 827 crore during the year 2008-09. Global economic meltdown adversely affected the revenues of the State Government. Implementation of 6<sup>th</sup> Pay Commission recommendations resulted in a substantial increase in non plan expenditure, particularly on salary and pension.

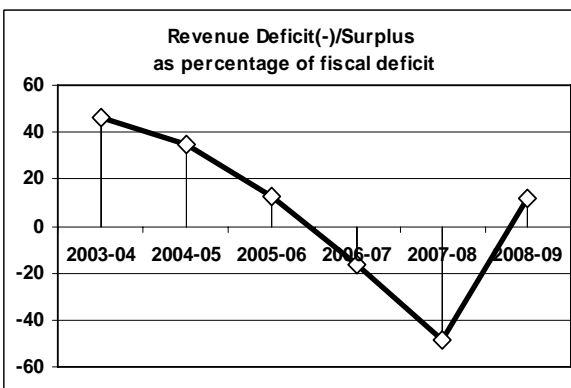
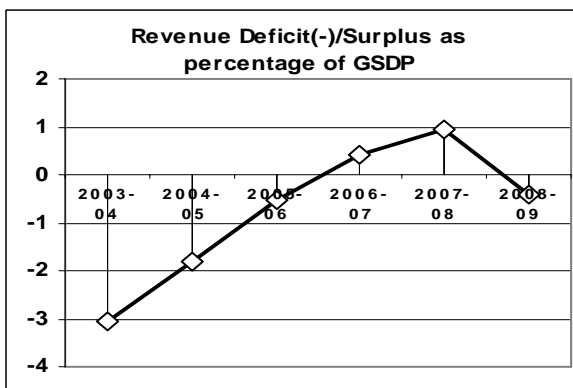
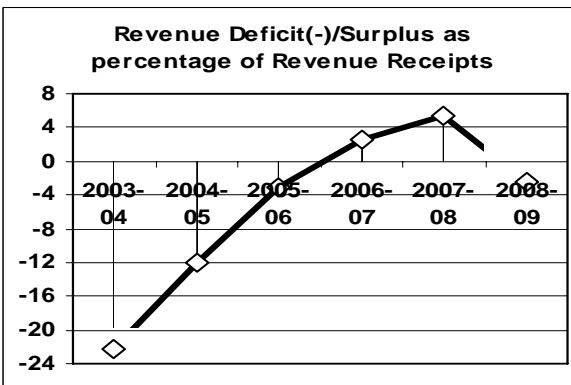
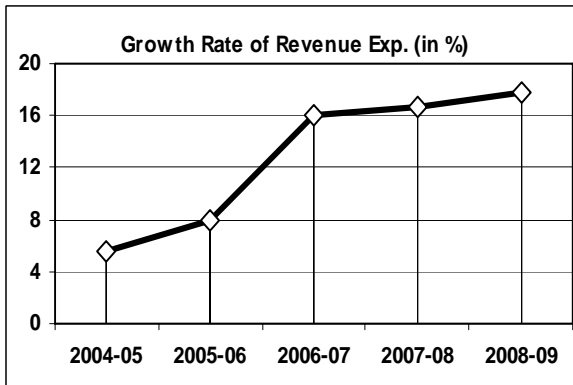
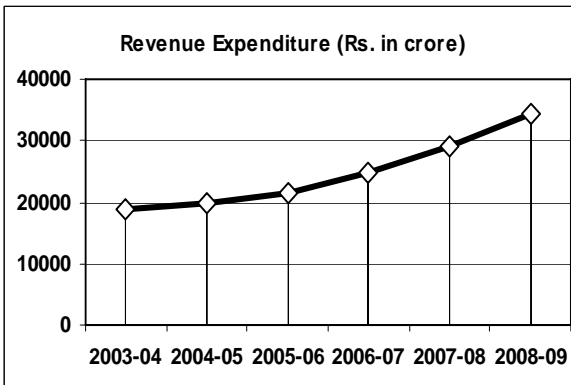
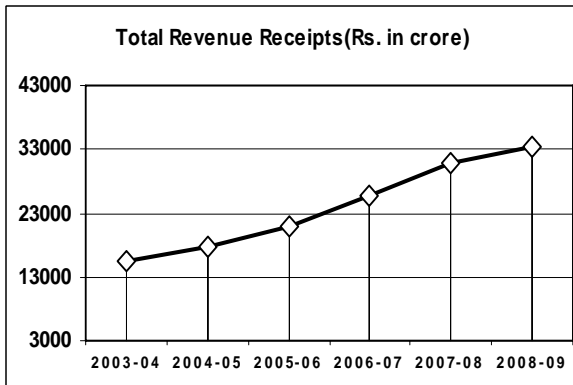
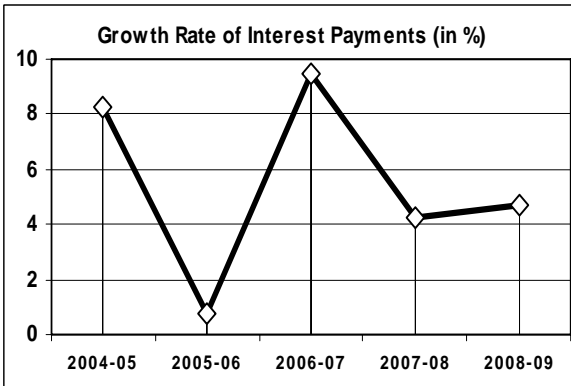
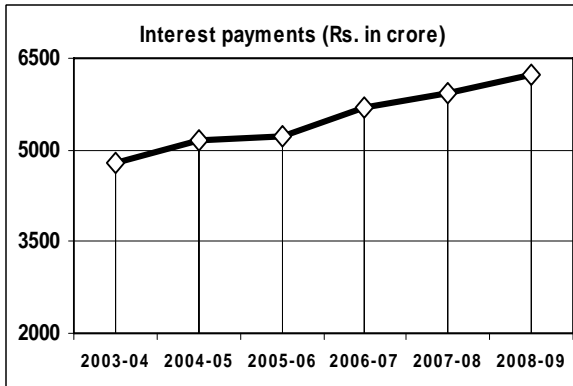
As a result of achieving FRBM targets, the State Government has been receiving debt relief of Rs. 308.70 crore from Government of India every year, starting from the year 2005-06. The debt relief has been received up to the year 2008-09. The matter for grant of debt relief during 2009-10 is still under consideration with the Government of India.

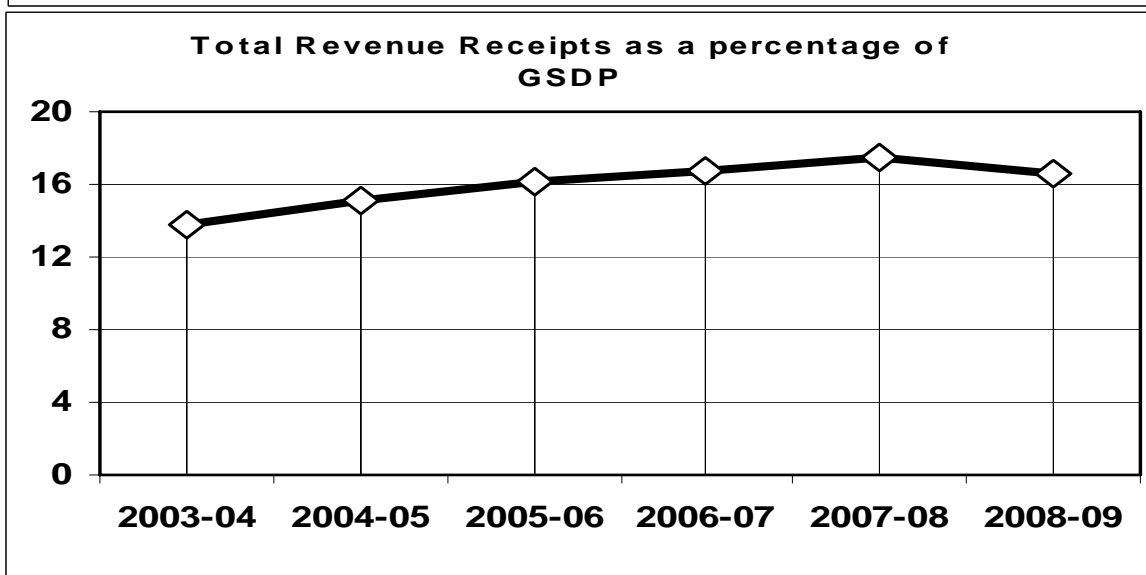
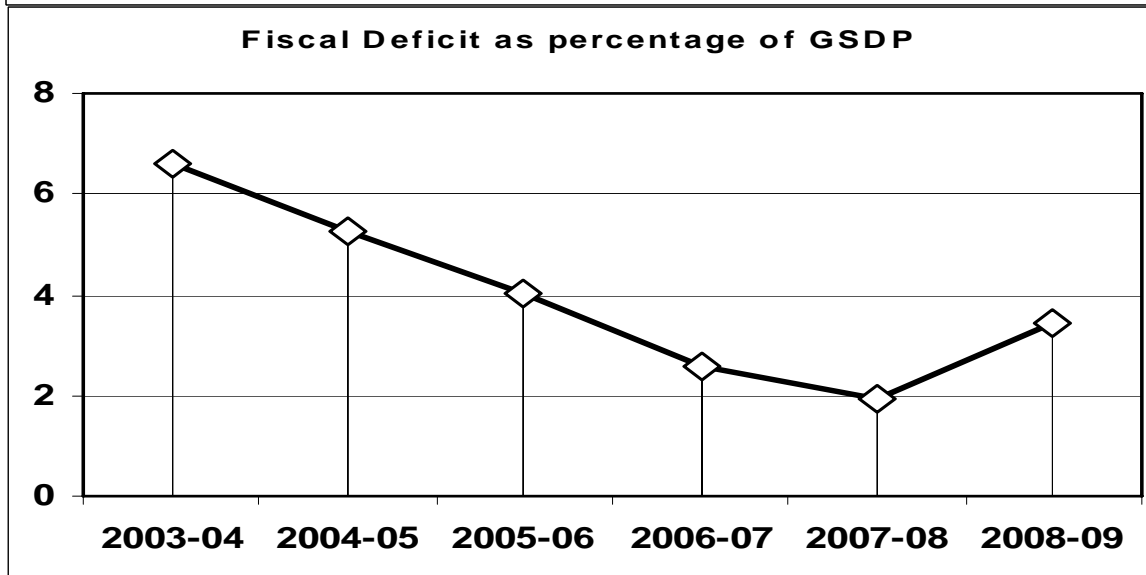
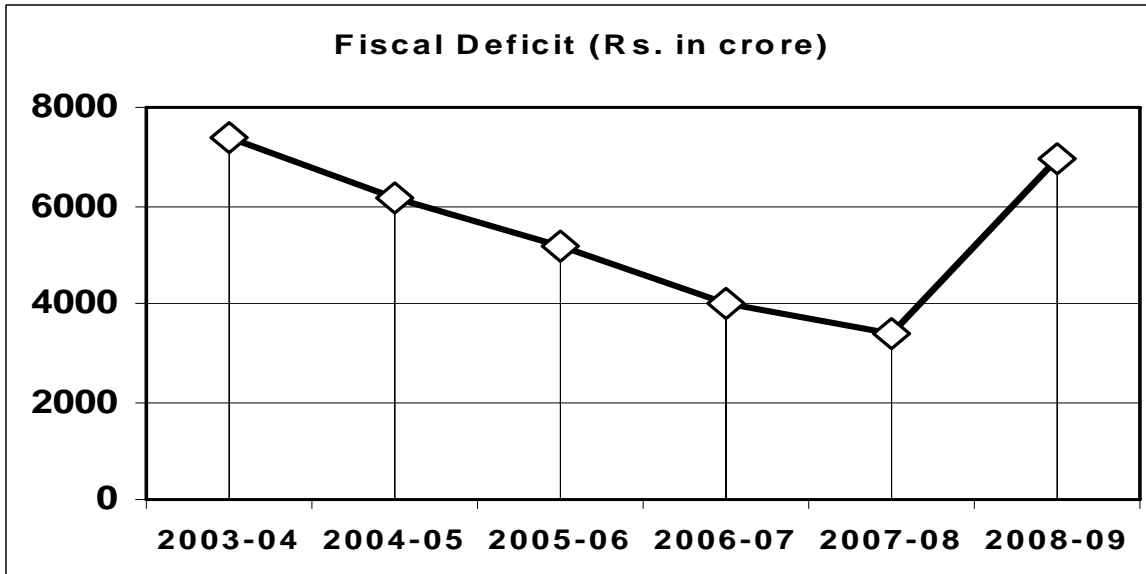
The detailed fiscal position / parameters of finances of the State Government, as compared to earlier years, are summarised below :-

Item	(Rs. in crore)					
	2003-04	2004-05	2005-06	2006-07	2007-08	2008-09
<b>1. Revenue Receipts</b>						
(i) Own Taxes	7246	8415	9880	11608	13275	14944
(ii) Non-Tax Revenue	2072	2146	2738	3431	4054	3888
(iii) Share in Central Taxes	3602	4305	5300	6760	8528	8999
(iv) Grants-in-aid	2504	2897	2921	3793	4924	5638
<b>Total</b>	<b>15424</b>	<b>17763</b>	<b>20839</b>	<b>25592</b>	<b>30781</b>	<b>33469</b>
<b>2. Non Debt Capital Receipts</b>	<b>164</b>	<b>125</b>	<b>238</b>	<b>514</b>	<b>1782</b>	<b>94</b>
<b>3. Total Receipts</b>	<b>15588</b>	<b>17888</b>	<b>21077</b>	<b>26106</b>	<b>32563</b>	<b>33563</b>
<b>4. Total Expenditure</b>	<b>22955</b>	<b>24034</b>	<b>26227</b>	<b>30076</b>	<b>35971</b>	<b>40536</b>

Item	2003-04	2004-05	2005-06	2006-07	2007-08	2008-09
<b>5. Revenue Expenditure</b>						
Revenue Exp.	18848	19906	21499	24954	29128	34296
<i>of which Interest payment</i>	4777	5172	5210	5702	5943	6224
<b>6. Capital Expenditure</b>						
Capital Outlay	3181	3488	4294	4809	6555	5900
Loans & Adv.	926	640	434	313	288	340
<b>7. Gross State Domestic Product (GSDP - at current prices)</b>	<b>111606</b>	<b>117274</b>	<b>128644</b>	<b>153344</b>	<b>176420</b>	<b>201675</b>
<b>8. Revenue surplus / Deficit</b>	-3424	-2143	-660	638	1653	-827
<b>9. Fiscal surplus/ Deficit</b>	-7367	-6146	-5150	-3970	-3408	-6973
<b>10. Primary surplus/ Deficit</b>	-2590	-974	60	1732	2535	-749
<b>11. Fiscal Deficit to GSDP</b>	-6.6	-5.2	-4.0	-2.6	-1.9	-3.5
<b>12. Rate of Growth of Revenue Receipts</b>	<b>17.9</b>	<b>15.2</b>	<b>17.3</b>	<b>22.8</b>	<b>20.3</b>	<b>8.7</b>
<b>13. Rate of Growth of own Tax Revenue</b>	15.9	16.1	17.4	17.5	14.4	12.6
<b>14. Revenue Receipts to GSDP</b>	13.8	15.1	16.2	16.7	17.4	16.6
<b>15. Own Tax Revenue to GSDP</b>	6.5	7.2	7.7	7.6	7.5	7.4
<b>16. Expenditure on Salary &amp; Wages</b>	5791	6150	6892	7374	8072	11703
as % of Revenue Receipts	37.5	34.6	33.1	28.8	26.2	35.00
as % of Revenue Exp. net of interest Payments & Pension	47.4	46.9	47.1	43.0	39.1	47.29
<b>17. Expenditure on Interest Payments</b>						
as % of Revenue Receipts	31.0	29.1	25.0	22.3	19.3	18.6
as % of Revenue Expenditure	25.3	26.0	24.2	22.9	20.4	18.2
<b>18. Fiscal Liabilities</b>	53361	60134	66407	71146	77138	84023
as % of GSDP	47.8	51.3	51.6	46.4	43.7	41.7







**Comparative statement of sector wise revenue expenditure is as under:-**

(Rs. in crore)

Item	2003-04	2004-05	2005-06	2006-07	2007-08	2008-09
Total Revenue Expenditure	18848	19906	21499	24954	29128	34296
General Services	8449 (44.83%)	8653 (43.47%)	8822 (41.03%)	10356 (41.50%)	10939 (37.55%)	12976 (37.83%)
Social Services	7142 (37.89%)	7148 (35.91%)	7994 (37.18%)	8935 (35.81%)	10200 (35.02%)	14053 (40.98%)
Economic Services	3257 (17.28%)	4105 (20.62%)	4683 (21.78%)	5663 (22.69%)	7989 (27.43%)	7267 (21.19%)

Note: - Figures in parenthesis are the percent of expenditure with respect to total revenue expenditure of the year.

The share of General Services (non developmental expenditure) has come down to 37.83 percent in the year 2008-09, in comparison to 41.50 in the year 2006-07 which indicate that share of developmental expenditure is increasing.

**Salient features of fiscal position are as under:-**

(i) Trends of receipts:-

During the year 2008-09, revenue receipts increased by 8.73 percent over previous year. The fall in growth rate of own tax revenue is due to less receipts amounting to Rs.187.72 crore in Stamps & Registration, which has been on account of slow down in economy.

(ii) Trends of expenditure: -

During 2008-09, 82.6 percent of total expenditure was incurred from revenue receipts and the remaining from capital receipts and borrowed funds. The rate of growth of budgeted plan expenditure increased by 7.51 percent (Rs. 668 crore) in 2008-09, as compared to previous year. The expenditure on salary and wages during 2008-09 has been 47.3 percent of total revenue expenditure (net of interest and pension payment). In spite of payment of 40 percent arrears of 6<sup>th</sup> Pay Commission, the development expenditure has been of the order of Rs. 27,705 crore, which is 68.3 percent of total expenditure. This is the highest expenditure, in terms of percentage, in the last five years.

Interest Payment: - Interest payment as a percentage of revenue receipts and revenue expenditure was 18.6 percent and 18.2 percent in 2008-09. This is the lowest, in terms of percentage, in last five years.

**Capital Outlay:-** The capital outlay during the year 2008-09 was of the order of Rs. 5,900 crore, which was 86 percent of the net increase in the debt and other liabilities.

**Fiscal Liabilities:-** The quantum of Fiscal liabilities is Rs.84,023 crore as on 31.3.2009. It is composed of internal loan of Rs.51,149 crore, loan from Central Government of Rs. 7,617 crore, liabilities of Provident Fund & State Insurance of Rs. 16,827 crore and other liabilities of Reserve Funds & Deposits of Rs. 8,430 crore. The growth of fiscal liability was 8.90 percent during 2008-09. The ratio of fiscal liabilities to revenue receipts was 251.04 percent during 2008-09. The ratio of fiscal liabilities to own resources was 446.17 percent

**Debt sustainability:-** The primary deficit was positive in 2005-06, 2006-07 and 2007-08 indicating declining trend in debt - GSDP ratio showing movement of State towards debt stabilisation, which in turn might improve the debt sustainability position of the State. During 2008-09, the Government repaid internal debt of Rs. 2,041 crore and GOI loans of Rs. 392 crore. The debt redemption (Principal + Interest) to total debt receipts is 99.3 percent which indicates that the almost all the debt receipts received during the year have been utilised for repayment of old debt and interest thereon.

**Projections of Eleventh Five Year Plan:-** The size of Eleventh Five Year Plan fixed at Rs. 71,732 crore at 2006-07 prices. The significant improvement in the estimated resources of Eleventh Five Year Plan is that the State's own funds are estimated to be of Rs. 8,552 crore in place of negative own funds of the State Government of Rs. 8,275 crore in the Tenth Five Year Plan indicating major own contribution of the State in the resources for the Plan. State's Own borrowings (including loan component of central assistance) are estimated as Rs. 31,398 crore in comparison to Rs. 27,470 crore in Tenth plan estimates. The overall State's own resources have increased from Rs. 19,195 crore in Tenth Plan to Rs. 39,950 crore in Eleventh Five Year Plan. The size of Eleventh Five Year Plan has increased to more than double on constant prices.

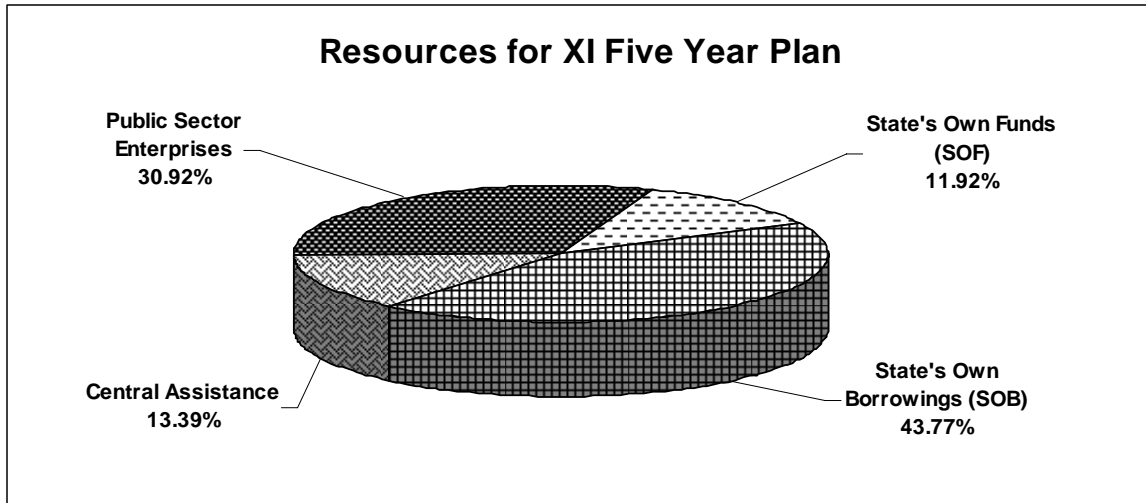
The State Government has been able to mobilise the resources amounting to Rs. 31,704 crore, against Rs. 31,832 crore, at current prices projected for the Tenth Plan period, which is almost very near to the projections.

**Details of Total Resources for  
Tenth Five Year Plan and Eleventh Five Year Plan**

(Rs. in crore)

Items	Tenth Plan Projections at current prices	Tenth Plan Actuals at current prices	Tenth Plan Projections at 2001-02 prices	Eleventh Plan Projections at 2006-07 prices	App. Annual Plan 2007-08 to 2009-10 at current prices
<b>A. State's Own Funds (SOF)</b>					
Balance from Current Revenue	-10354	-5531	-9233	8552	891
Misc. Cap. Receipts (Net) (Exclu. repayment of loans)	-366	-1418	-394		1437
Plan Grants	827	362	716		390
Additional Resources Mobilisation	776		636		
Adjustment of Opening Balance					
<b>Total</b>	<b>-9117</b>	<b>-6587</b>	<b>-8275</b>	<b>8552</b>	<b>2718</b>
<b>B. State's Own Borrowings (SOB)</b>	<b>31564</b>	<b>29246</b>	<b>27470</b>	<b>31398</b>	<b>17218</b>
<b>Total State's Own Resources (SOR)</b>	<b>22447</b>	<b>22659</b>	<b>19195</b>	<b>39950</b>	<b>14500</b>
<b>SOB as %age of SOR</b>	<b>140.62</b>	<b>129.07</b>	<b>143.11</b>	<b>78.59</b>	<b>118.74</b>
<b>C. Central Assistance</b>					
<i>Grant Component</i>	3822	4565	3310	9602	5827
<b>D. Public Sector Enterprises</b>	<b>5564</b>	<b>4480</b>	<b>4813</b>	<b>22180</b>	<b>16120</b>
<b>Total Resources</b>	<b>31832</b>	<b>31704</b>	<b>27318</b>	<b>71732</b>	<b>42961</b>
Non-Plan Revenue Receipts	75774	78478	64840	152414	80325
Non-Plan Revenue Expenditure	86128	84009	74073	143862	79434
<b>Balance from Current Revenues</b>	<b>-10354</b>	<b>-5531</b>	<b>-9233</b>	<b>8552</b>	<b>891</b>



**REVIEW OF FIVE YEAR/ANNUAL PLANS:**

(Rs. in crore)

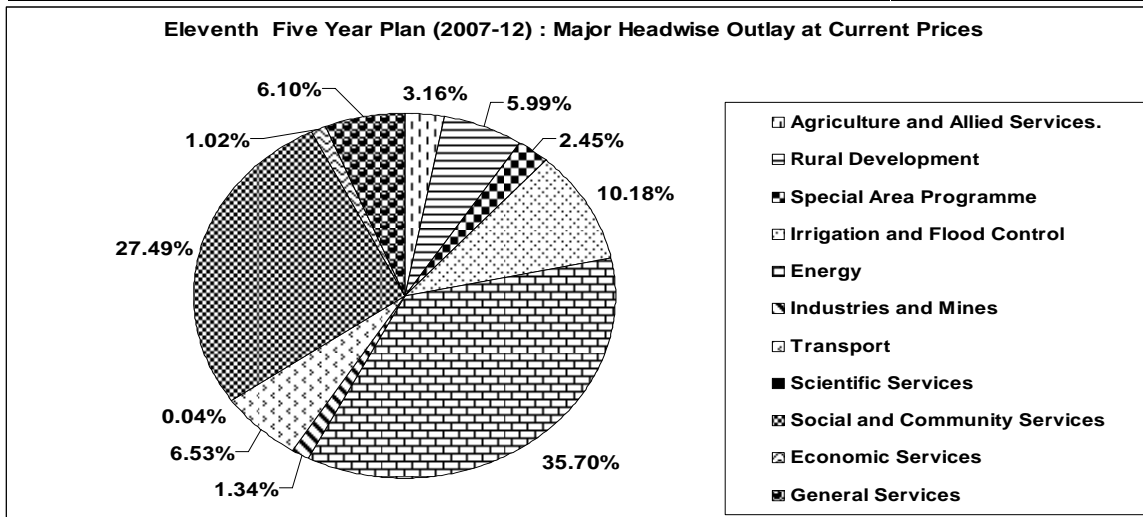
Plan period	Approved Outlay	Actual Expenditure
First Five Year Plan (1951-1956)	64.50	54.15
Second Five Year Plan (1956-1961)	105.27	102.74
Third Five Year Plan (1961-1966)	236.00	212.70
Annual Plan (1966-1967)	48.87	48.90
Annual Plan (1967-1968)	43.65	39.88
Annual Plan (1968-69)	40.08	47.98
Fourth Five Year Plan (1969-1974)	306.21	308.79
Fifth Five Year Plan (1974-1979)	847.16	857.62
Annual Plan (1979-1980)	275.00	290.19
Sixth Five Year Plan (1980-1985)	2025.00	2120.45
Seventh Five Year Plan (1985-1990)	3000.00	3106.18
Annual Plan (1990-1991)	956.00	975.57
Annual Plan (1991-1992)	1170.00	1184.41
Eighth Five Year Plan (1992-1997)	11500.00	11998.97
Ninth Five Year Plan (1997-2002)	27650.00	19566.82
Tenth Five Year Plan (2002-2007)	31831.75	33735.14
Annual plan (2007-08)	11638.86	13794.69
Annual plan (2008-09)	14020.00	14923.35

**Eleventh Five Year Plan (2007-12)**

The Planning Commission has approved Eleventh Five Year Plan of the State of Rs. 71,731.98 crore. The major head-wise proposed allocations are as under:

(Rs. in crore)

Head of Development/ Sector	Eleventh Plan Outlay (2007-12)	percent to total outlay
1. Agriculture & Allied Services	2269.07	3.16
2. Rural Development	4295.14	5.99
3. Special Area Programme	1759.43	2.45
4. Irrigation and Flood Control	7302.06	10.18
5. Power	25606.75	35.70
6. Industry & Minerals	958.65	1.34
7. Transport	4683.06	6.53
8. Scientific Services	29.70	0.04
9. Social & Community Services	19719.83	27.49
10. Economic Services	731.04	1.02
11. General Services	4377.25	6.10
<b>Total</b>	<b>71731.98</b>	<b>100.00</b>



There is a substantial increase in the outlay for Eleventh Plan. During the Tenth Plan the total outlay was Rs. 31,831.75 crore whereas the Eleventh Plan has been approved by the Planning Commission at Rs. 71,731.98 crore which is more than double.

**Growth Target for Eleventh plan:**

(in percent)

Item	Eleventh Plan Target	
	All India	Rajasthan
Agriculture	4.1	3.5
Industry	10.5	8.0
Services	9.9	8.9
<b>Total</b>	<b>9.0</b>	<b>7.4</b>

**Monitorable Targets for Eleventh plan:**

<b>S. No.</b>	<b>Social indicators</b>	<b>All India</b>	<b>Rajasthan</b>
1	Infant Mortality Ratio (IMR) (Infant deaths per 1,000 live births)	28	33
2	Maternal Mortality Ratio (MMR) (Maternal deaths per 1,00,000 live births)	100	148
3	Total Fertility Rate (TFR) (Child per Women)	2.1	2.6
4	Malnutrition of Children (0-3 years) (percent)	23.5	25.3
5	Anemia among women (15-49 years) (percent)	25.9	24.3
6	Sex ratio (0-6 years) (Girls per 1,000 Boys)	935	917
7	Drop-out Rate in Elementary Education (percent)	20.00	29.47
8	Male Literacy Rate (percent)	89.80	91.89
9	Female Literacy Rate (percent)	79.80	66.27
10	Total Literacy Rate (percent)	85.00	79.57
11	Gender gap in Literacy Rate (percent)	10.0	25.6

**Annual Plan (2009-10)**

The modified outlay for the Annual Plan 2009-10 has been kept at Rs. **18634.80** crore against which an expenditure of the amount of Rs. **12133.36** crore was incurred upto January, 2010. The major head wise allocation and expenditure are as under:

(Rs. in crore)

<b>Head of Development/ Sector</b>	<b>Annual Plan Modified Outlay (2009-10)</b>	<b>Annual Plan Expenditure upto Jan., 2010 (2009-10)</b>
1. Agriculture & Allied Services	889.42	515.98
2. Rural Development	1740.24	1058.58
3. Special Area Programme	95.47	90.92
4. Irrigation and Flood Control	1019.11	534.30
5. Power	7654.87	5246.61

Head of Development/ Sector	Annual Plan Modified Outlay (2009-10)	Annual Plan Expenditure upto Jan., 2010 (2009-10)
6. Industry & Minerals	148.03	46.50
7. Transport	900.60	577.14
8. Scientific Services	6.20	4.17
9. Social & Community Services	6002.81	3979.03
10. Economic Services	104.66	44.82
11. General Services	73.39	35.31
<b>Total</b>	<b>18634.80</b>	<b>12133.36</b>

## BANKING

The State Government has been making intensive efforts through planned development for strengthening infrastructure and to develop human resources over the years. However, the gap in average per capita income at the National and State levels still continues. In the liberalized economic scenario, financial institutions, particularly banks, have a vital role to play in accelerating the pace of development in providing resources for generating additional economic activities and income for the masses. Rising expectations of the people cannot be met with the limited resources of the State Government. The flow of institutional finance and credit support from Banks and other Financial Institutions (FIs) needs to be harnessed effectively.

Credit through banks is an important source of investment and development in the State. Various credit-based programmes like Swarn Jayanti Gram Swarajgar Yojna (SGSY), Swarn Jayanti Shahari Rojgar Yojna (SJSRY), Prime Minister Rozgar Srajan Programme (PMEGP) and schemes for development of SC/ST and other poverty alleviation programmes are being implemented for the development of the weaker sections of the society with the active involvement of banks. The banks, particularly, the Regional Rural Banks have helped in execution of various rural development schemes by providing credit support and thus they are fulfilling the national objective of upliftment of the weaker sections living below poverty line.

The comparative data of banks, their deposits and credits in Rajasthan viz-a-viz at the national level upto September, 2009 is presented in the table given below:

S.No.	Items	Rajasthan		All India	
		2008	2009	2008	2009
1	2	3	4	5	6
<b>1. Regional Rural Banks</b>					
	a) No. of offices	1024	1041	14735	15141
	b) Deposits (crore Rs.)	6540	7869	101495	122410
	c) Credit (crore Rs.)	4147	4981	57706	72136
<b>2. State Bank of India</b>					
<b>A. Associates &amp; Nationalised Banks</b>					
	a) No. of offices	2367	2476	53692	56574
	b) Deposits (crore Rs.)	57672	74427	2459458	3046720
	c) Credit (crore Rs.)	49604	63440	1828407	2138516
<b>B. Foreign Banks</b>					
	a) No. of offices	5	6	267	281
	b) Deposits (crore Rs.)	393	445	199945	229242
	c) Credit (crore Rs.)	423	802	184713	157652
<b>3. Other Scheduled Commercial Banks</b>					
	a) No. of offices	436	466	8375	9094
	b) Deposits (crore Rs.)	12666	14787	663387	703147
	c) Credit (crore Rs.)	8037	8797	495054	513593
<b>4. Total</b>					
	a) No. of offices	3832	3989	77069	81090
	b) Deposits (crore Rs.)	77272	97528	3424286	4101518
	c) Credit (crore Rs.)	62211	78020	2565881	2881898

**Source:** Reserve Bank of India, Quarterly Statistics, September, 2008 and 2009.

It is observed from the above table that both the total deposits and credits have increased during the year 2009 (upto September) over the

corresponding period in the previous year i.e. upto September, 2008. The deposits have increased by 26.21 percent in Rajasthan in 2009 over 2008 while it was 19.78 percent at all India level during the same period. The credit deposit ratio was 80.00 percent in September, 2009 in Rajasthan and at the all India level it was 70.26 percent, whereas in September, 2008 it was 80.51 percent and 74.93 percent in Rajasthan and at the all India level respectively. Total credit percentage in Rajasthan upto September, 2009 over corresponding period of 2008 has increased by 25.41 percent while the increase was 12.32 percent at the all India level.

One bank branch is catering to the needs of 16,623 persons on an average (as per estimated population of 663.10 lakh on 1<sup>st</sup> October, 2009) and covers an average area of 86 sq.km. of the State.

\*\*\*\*\*

### 3. STATE DOMESTIC PRODUCT

#### GROSS STATE DOMESTIC PRODUCT (GSDP)

The Gross State Domestic Product is the total monetary value of all the final goods produced and services rendered by an economy during a given year, before making any provision for Consumption of Fixed Capital. The Gross State Domestic Product at constant (1999-2000) prices (real GSDP) for the year 2008-09 is estimated at Rs. 1,44,568.38 crore as compared to Rs. 1,35,653.64 crore in the year 2007-08 registering an increase of 6.57 percent over the previous year. As per advance estimates, the Gross State Domestic Product (GSDP) for the year 2009-10 at constant (1999-2000) prices is estimated to be Rs.1,48,200.37 crore showing an increase of 2.51 percent over the previous year.

The composition of Gross State Domestic Product by broad sectors of economy from the year 1999-2000 onwards, at constant (1999-2000) prices, is depicted in the following table:

#### Gross State Domestic Product by Agriculture, Industries and Services Sector at Constant (1999-2000) Prices

(Rs. in crore)

Year	Agriculture		Industries		Services	Total GSDP (Col.3+5+6)
	Agriculture including animal husbandry	Total Agriculture sector	Manu- facturing	Total Industries sector		
1	2	3	4	5	6	7
1999-2000	23281.05 (28.14)	24543.66 (29.67)	10748.85 (12.99)	23305.58 (28.18)	34870.47 (42.15)	82719.71 (100.00)
2000-01	21689.59 (26.76)	23038.91 (28.42)	10486.25 (12.94)	22523.11 (27.79)	35497.57 (43.79)	81059.59 (100.00)
2001-02	27642.98 (30.76)	29090.13 (32.37)	10036.86 (11.17)	23081.21 (25.68)	37697.45 (41.95)	89868.79 (100.00)
2002-03	17809.91 (21.99)	19341.49 (23.89)	10025.51 (12.38)	24458.34 (30.20)	37173.80 (45.91)	80973.63 (100.00)
2003-04	33447.19 (32.10)	35078.92 (33.67)	10483.96 (10.06)	27149.97 (26.06)	41960.02 (40.27)	104188.91 (100.00)
2004-05	28551.41 (27.92)	30291.45 (29.62)	11636.83 (11.38)	28931.27 (28.29)	43035.44 (42.09)	102258.16 (100.00)
2005-06	28188.01 (25.56)	30026.83 (27.22)	13199.28 (11.97)	32815.14 (29.75)	47451.44 (43.03)	110293.41 (100.00)
2006-07	31119.43 (25.03)	33077.64 (26.60)	14792.83 (11.90)	37059.65 (29.80)	54201.91 (43.60)	124339.20 (100.00)
2007-08 (P)	32900.45 (24.25)	34976.17 (25.78)	16119.45 (11.88)	39959.64 (29.46)	60717.83 (44.76)	135653.64 (100.00)
2008-09 (Q)	34275.95 (23.71)	36473.16 (25.23)	16496.26 (11.41)	41061.72 (28.40)	67033.50 (46.37)	144568.38 (100.00)
2009-10 (A)	27214.41 (18.36)	29548.26 (19.94)	17789.84 (12.00)	44405.01 (29.96)	74247.10 (50.10)	148200.37 (100.00)

Figures shown in brackets denote percentage of GSDP

P- Provisional Estimates Q- Quick Estimates A- Advance Estimates





The GSDP at current prices for the year 2008-09 is estimated to be Rs.2,01,675.30 crore as compared to Rs. 1,76,420.21 crore for the year 2007-08 showing an increase of 14.32 percent over the previous year. As per advance estimates for the year 2009-10, it is estimated to be Rs.2,19,768.80 crore showing an increase of 8.97 percent over the previous year.

The composition of Gross State Domestic Product by broad sectors of economy from the year 1999-2000 onwards, at current prices, is depicted in the following table:

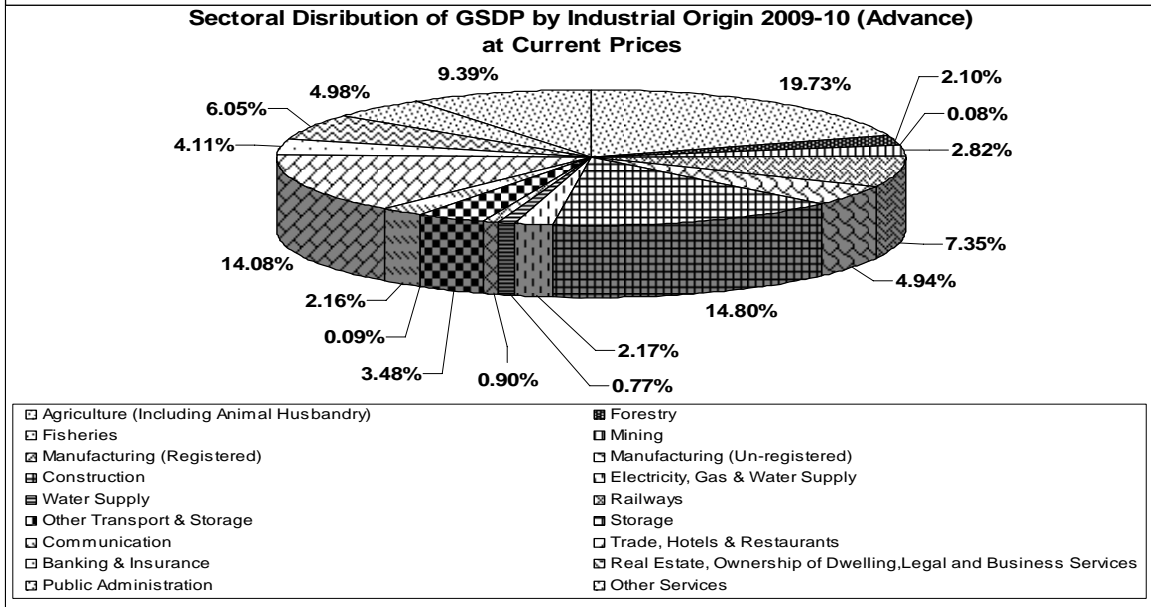
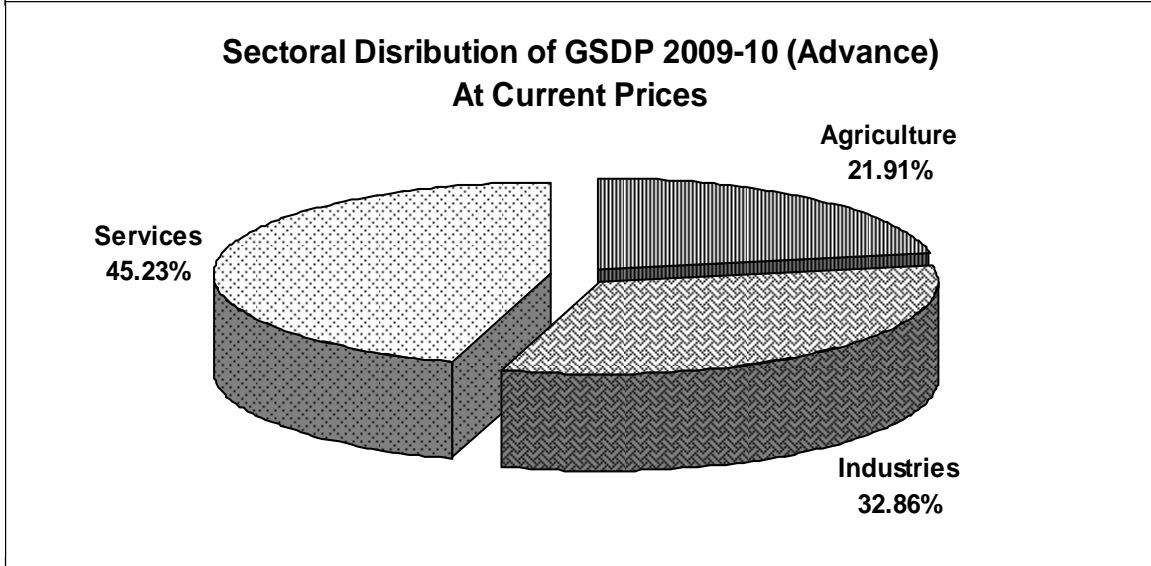
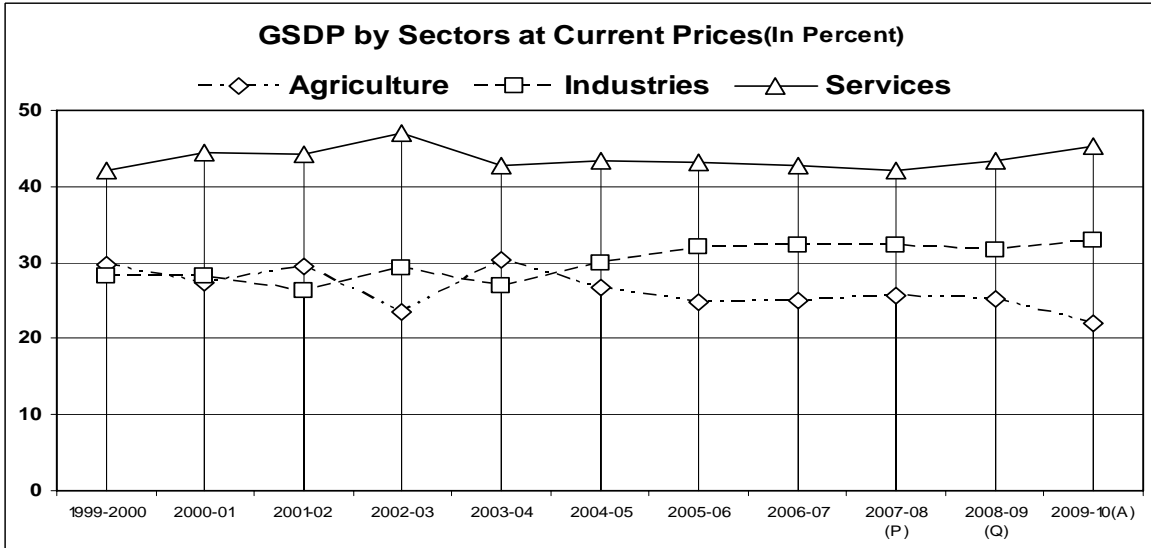
**Gross State Domestic Product by Agriculture, Industries and Services Sector at Current Prices**

(Rs. in crore)

Year	Agriculture		Industries		Services	Total GSDP (Col.3+5+6)
	Agriculture including animal husbandry	Total Agriculture sector	Manu- facturing	Total Industries sector		
1	2	3	4	5	6	7
1999-2000	23281.05 (28.14)	24543.66 (29.67)	10748.85 (12.99)	23305.58 (28.18)	34870.47 (42.15)	82719.71 (100.00)
2000-01	21105.21 (25.60)	22486.75 (27.28)	10762.95 (13.06)	23234.67 (28.18)	36713.49 (44.54)	82434.91 (100.00)
2001-02	25480.70 (27.77)	27003.52 (29.42)	10476.49 (11.42)	24151.29 (26.32)	40616.07 (44.26)	91770.88 (100.00)
2002-03	19102.01 (21.57)	20836.83 (23.53)	10822.68 (12.22)	25994.39 (29.36)	41718.83 (47.11)	88550.05 (100.00)
2003-04	31922.73 (28.60)	33816.93 (30.30)	11988.84 (10.74)	30076.17 (26.95)	47713.35 (42.75)	111606.45 (100.00)
2004-05	29377.03 (25.05)	31404.84 (26.78)	14061.88 (11.99)	34970.99 (29.82)	50898.48 (43.40)	117274.31 (100.00)
2005-06	29510.96 (22.94)	31758.30 (24.69)	16307.57 (12.68)	41358.87 (32.15)	55526.87 (43.16)	128644.04 (100.00)
2006-07	35724.79 (23.30)	38344.53 (25.01)	19491.29 (12.71)	49360.36 (32.19)	65638.62 (42.80)	153343.51 (100.00)
2007-08 (P)	42125.23 (23.88)	45255.79 (25.65)	22542.82 (12.78)	57002.41 (32.31)	74162.01 (42.04)	176420.21 (100.00)
2008-09 (Q)	46872.36 (23.24)	50777.50 (25.18)	25032.73 (12.41)	63615.51 (31.54)	87282.29 (43.28)	201675.30 (100.00)
2009-10 (A)	43382.34 (19.74)	48162.13 (21.91)	27024.47 (12.30)	72195.25 (32.86)	99411.42 (45.23)	219768.80 (100.00)

Figures shown in brackets denote percentage of GSDP

P- Provisional Estimates Q- Quick Estimates A- Advance Estimates



**NET STATE DOMESTIC PRODUCT (NSDP)**

Net State Domestic Product is arrived at after deducting the value of Consumption of Fixed Capital (CFC) i.e. depreciation from the Gross State Domestic Product. The Net State Domestic Product at constant (1999-2000) prices is estimated at Rs. 1,28,495.85 crore in the year 2008-09 as against Rs. 1,20,267.26 crore during the year 2007-08 showing an increase of 6.84 percent over the previous year. As per advance estimates for the year 2009-10, it is estimated to be Rs.1,31,331.47 crore showing an increase of 2.21 percent over the previous year.

The composition of Net State Domestic Product by broad sectors of the economy from the year 1999-2000 onwards, at constant (1999-2000) prices, is as follows:

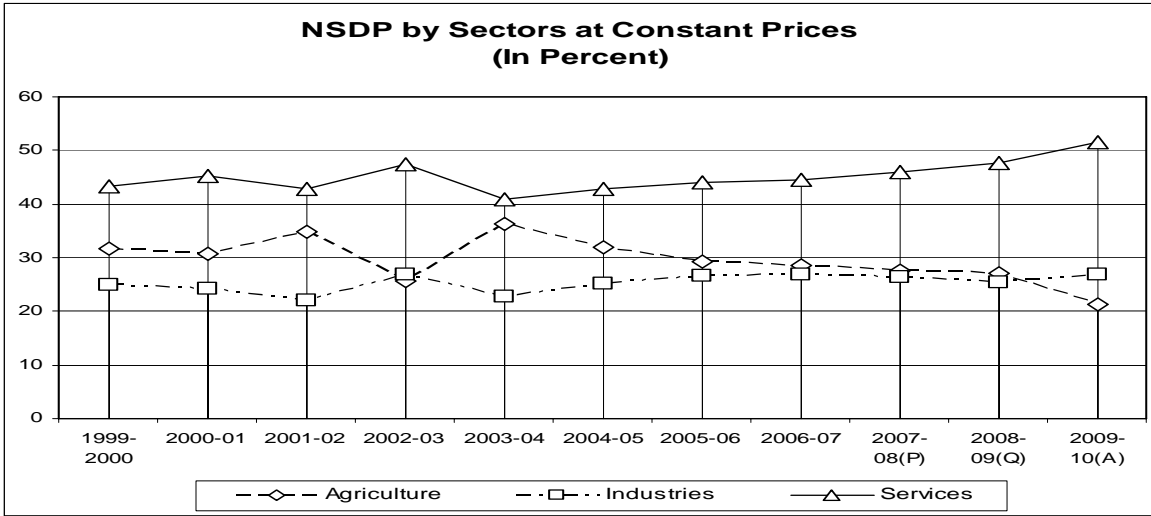
**Net State Domestic Product by Agriculture, Industries and Services Sector at Constant (1999-2000) Prices**

(Rs. in crore)

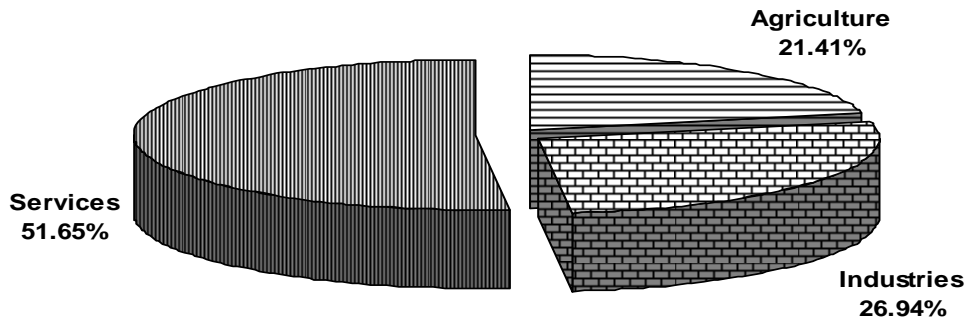
Year	Agriculture		Industries		Services	Total NSDP (Col.3+5+6)
	Agriculture including animal husbandry	Total Agriculture sector	Manu- facturing	Total Industries sector		
1	2	3	4	5	6	7
1999-2000	22319.43 (30.09)	23529.54 (31.72)	8016.10 (10.81)	18571.12 (25.04)	32073.19 (43.24)	74173.85 (100.00)
2000-01	20670.24 (28.80)	21964.53 (30.61)	7537.40 (10.50)	17362.73 (24.19)	32436.81 (45.20)	71764.07 (100.00)
2001-02	26547.33 (33.21)	27940.63 (34.95)	6904.66 (8.64)	17691.64 (22.13)	34303.77 (42.92)	79936.04 (100.00)
2002-03	16640.84 (23.66)	18104.04 (25.74)	6685.93 (9.51)	18834.53 (26.78)	33394.61 (47.48)	70333.18 (100.00)
2003-04	32188.51 (34.72)	33746.30 (36.40)	6875.80 (7.42)	21106.63 (22.77)	37859.26 (40.83)	92712.19 (100.00)
2004-05	27230.82 (30.11)	28896.33 (31.95)	7733.13 (8.55)	22775.53 (25.18)	38772.73 (42.87)	90444.59 (100.00)
2005-06	26780.43 (27.53)	28541.87 (29.34)	8820.35 (9.07)	25933.67 (26.66)	42801.18 (44.00)	97276.72 (100.00)
2006-07	29607.18 (26.91)	31471.58 (28.60)	9789.42 (8.90)	29484.86 (26.80)	49082.65 (44.60)	110039.09 (100.00)
2007-08 (P)	31301.65 (26.03)	33278.35 (27.67)	10701.99 (8.90)	31795.95 (26.44)	55192.96 (45.89)	120267.26 (100.00)
2008-09 (Q)	32610.31 (25.38)	34702.88 (27.01)	10952.17 (8.52)	32679.88 (25.43)	61113.09 (47.56)	128495.85 (100.00)
2009-10 (A)	25891.93 (19.71)	28114.37 (21.41)	11810.99 (8.99)	35385.09 (26.94)	67832.01 (51.65)	131331.47 (100.00)

The figures shown in brackets denote percentage of NSDP.

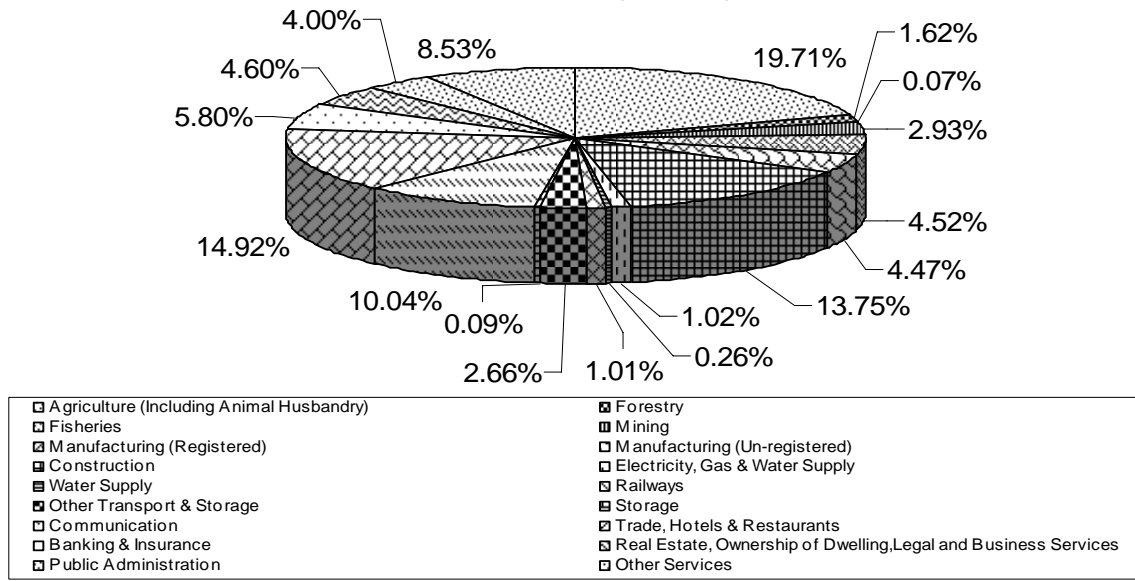
P- Provisional Estimates. Q- Quick Estimates. A- Advance Estimates.



### Sectoral Distribution of NSDP 2009-10(Advance) At Constant Prices (1999-2000)



### Sectoral Distribution of NSDP by Industrial Origin 2009-10(Advance) At Constant Prices(1999-2000)



The Net State Domestic Product (NSDP) at current prices for the year 2008-09 is estimated to be Rs. 1,76,044.43 crore as compared to Rs. 1,53,697.35 crore in the year 2007-08 registering an increase of 14.54 percent over the previous year. As per advance estimates for the year 2009-10, it is estimated at Rs. 1,91,539.07 crore registering an increase of 8.80 percent over the previous year.

The composition of Net State Domestic Product by broad sectors of the economy from the year 1999-2000 onwards, at current prices, is as follows:

**Net State Domestic Product by Agriculture, Industries and Services Sector at Current Prices**

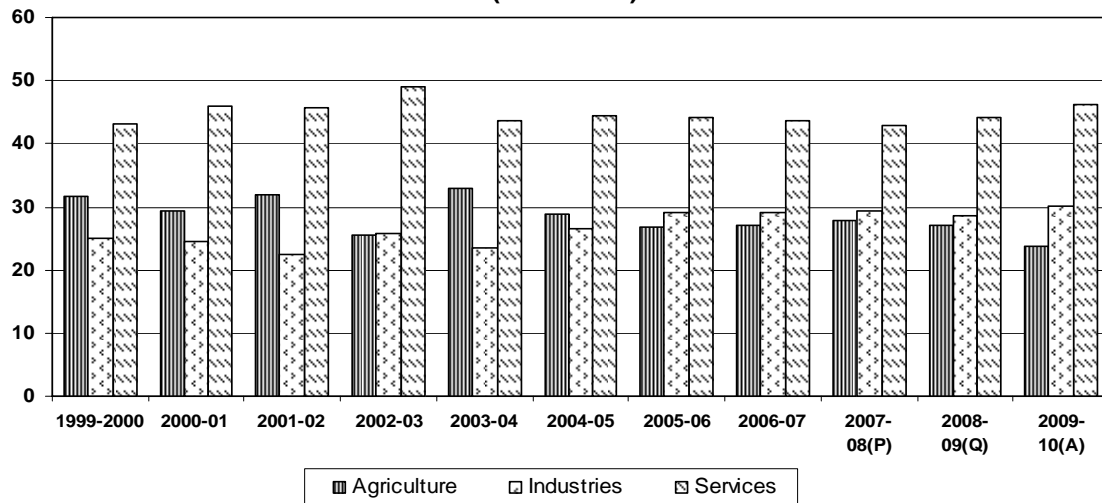
(Rs. in crore)

Year	Agriculture		Industries		Services	Total NSDP
	Agriculture including animal husbandry	Total Agriculture sector	Manu- facturing	Total Industries sector		(Col.3+5+6)
1	2	3	4	5	6	7
1999-2000	22319.43 (30.09)	23529.54 (31.72)	8016.10 (10.81)	18571.12 (25.04)	32073.19 (43.24)	74173.85 (100.00)
2000-01	20066.04 (27.58)	21391.68 (29.40)	7658.81 (10.53)	17840.53 (24.52)	33534.03 (46.08)	72766.24 (100.00)
2001-02	24300.80 (30.05)	25766.17 (31.86)	7013.13 (8.67)	18216.33 (22.52)	36897.19 (45.62)	80879.69 (100.00)
2002-03	17803.22 (23.24)	19463.25 (25.41)	7067.28 (9.23)	19673.04 (25.68)	37468.28 (48.91)	76604.57 (100.00)
2003-04	30479.06 (31.03)	32290.03 (32.87)	7790.03 (7.93)	23055.40 (23.47)	42890.56 (43.66)	98235.99 (100.00)
2004-05	27728.27 (27.08)	29665.23 (28.97)	9193.09 (8.98)	27290.86 (26.66)	45419.87 (44.37)	102375.96 (100.00)
2005-06	27649.63 (24.84)	29798.40 (26.77)	10541.06 (9.47)	32288.46 (29.00)	49235.99 (44.23)	111322.85 (100.00)
2006-07	33635.10 (25.20)	36130.11 (27.07)	12598.64 (9.44)	38919.54 (29.16)	58425.99 (43.77)	133475.64 (100.00)
2007-08 (P)	39661.15 (25.80)	42643.90 (27.74)	14617.75 (9.51)	45046.10 (29.31)	66007.35 (42.95)	153697.35 (100.00)
2008-09 (Q)	44130.60 (25.07)	47854.25 (27.18)	16234.52 (9.22)	50335.75 (28.59)	77854.43 (44.23)	176044.43 (100.00)
2009-10 (A)	40844.73 (21.32)	45404.28 (23.71)	17526.23 (9.15)	57655.48 (30.10)	88479.31 (46.19)	191539.07 (100.00)

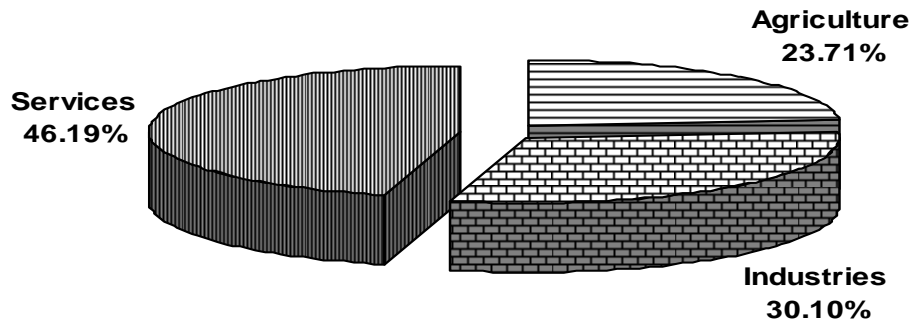
The figures shown in brackets denote percentage of NSDP.

P- Provisional Estimates. Q- Quick Estimates. A- Advance Estimates.

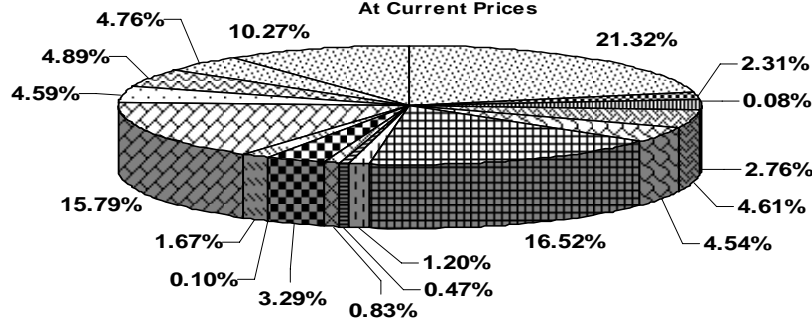
**NSDP by Sectors at Current Prices  
(In Percent)**



**Sectoral Distribution of NSDP 2009-10 (Advance)  
At Current Prices**



**Sectoral Distribution of NSDP by Industrial Origin 2009-10 (Advance)  
At Current Prices**



- |   |   |
|---|---|
| <ul style="list-style-type: none"> <li>□ Agriculture (Including Animal Husbandry)</li> <li>□ Fisheries</li> <li>□ Manufacturing (Registered)</li> <li>■ Construction</li> <li>■ Water Supply</li> <li>□ Other Transport &amp; Storage</li> <li>□ Communication</li> <li>□ Banking &amp; Insurance</li> <li>□ Public Administration</li> </ul> | <ul style="list-style-type: none"> <li>■ Forestry</li> <li>■ Mining</li> <li>■ Manufacturing (Un-registered)</li> <li>□ Electricity, Gas &amp; Water Supply</li> <li>□ Railways</li> <li>■ Storage</li> <li>■ Trade, Hotels &amp; Restaurants</li> <li>■ Real Estate, Ownership of Dwelling, Legal and Business Services</li> <li>■ Other Services</li> </ul> |
|---|---|

Some characteristics of the Gross State Domestic Product (GSDP) at constant (1999-2000) prices as revealed by the above table are:

(i) The agriculture sector which includes agriculture, animal husbandry, forestry and fishing sector contributes about 20 to 34 percent to the State's economy. Further, agriculture (including animal husbandry) alone contributes to more than 92 percent of the value added to the agriculture sector. The Gross State Domestic Product (GSDP) of this sector for the year 2009-10 at constant (1999-2000) prices is estimated to be Rs. 29,548.26 crore showing a decrease of 18.99 percent over the previous year.

(ii) The industries sector includes mining & quarrying, manufacturing, utilities (electricity, gas and water supply) and construction sector, the value added to this sector fluctuates between 26 to 30 percent. The Gross State Domestic Product (GSDP) of this sector for the year 2009-10 at constant (1999-2000) prices is estimated to be Rs. 44,405.01 crore showing an increase of 8.14 percent over the previous year.

(iii) The service sector which includes transport, communication, trade, hotels and restaurants, banking and insurance, real-estate, ownership of dwelling, business services, public administration and other services, the value added of this sector is in between 40 to 50 percent. The Gross State Domestic Product (GSDP) of this sector for the year 2009-10 at constant (1999-2000) prices is estimated to be Rs. 74,247.10 crore showing an increase of 10.76 percent over the previous year.

### **PER CAPITA INCOME**

Per Capita Income is derived by dividing the Net State Domestic Product by the total population of the State. As per advance estimates, the per capita income for the year 2009-10 at current prices is estimated at Rs. 28,885 as compared to Rs. 27,001 of the previous year 2008-09 showing an increase of 6.98 percent over the previous year. As per advance estimates at constant (1999-2000) prices, the per capita income for the year 2009-10 is estimated to be Rs. 19,806 as compared to Rs. 19,708 for the year 2008-09 showing a marginal increase of 0.50 percent over the previous year.

### **GROSS FIXED CAPITAL FORMATION (GFCF) AT CURRENT PRICES**

At the end of the year 2008-09, the total assets at current prices were 26.66 percent of the GSDP (Rs. 2,01,675.30 crore). The contribution of assets formed by the private sector is more than that of the public sector

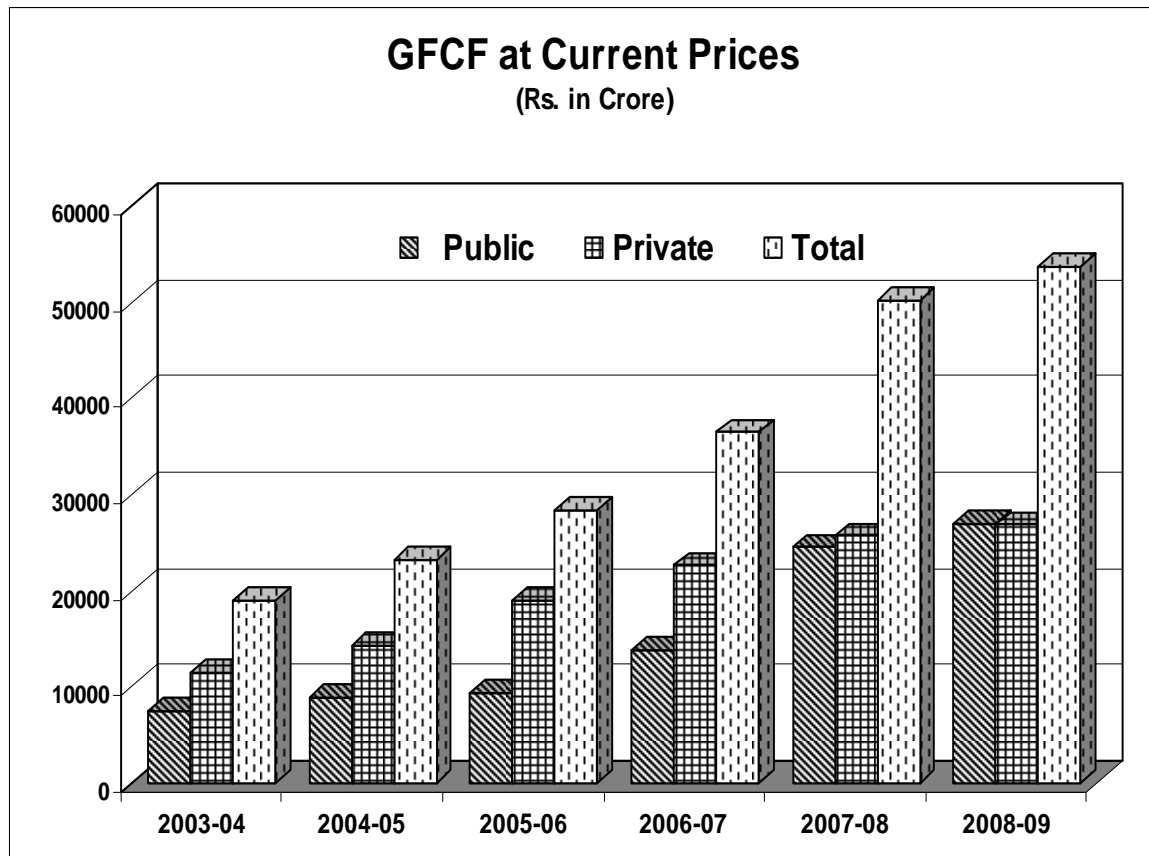
except 2008-09. The GFCF in the year 2008-09 is increased by 7.18 percent over the previous year.

The value of Gross Fixed Capital Formation in the State since the year 2003-04 has been given in the table below:

**Gross Fixed Capital Formation (GFCF) at Current Prices**

(Rs. in crore)

Sector	2003-04	2004-05	2005-06	2006-07	2007-08	2008-09 (Provisional)
Public	7485.00	8926.88	9334.34	13836.11	24492.91	26909.60
Private	11485.35	14320.92	18948.13	22614.59	25667.01	26851.63
Total	18970.35	23247.80	28282.47	36450.70	50159.92	53761.23





The sector-wise value of Gross Fixed Capital Formation in the State since the year 2003-04 has been given in the table below:

(Rs. in lakh)							
S.No.	Industry	2003-04	2004-05	2005-06	2006-07	2007-08	2008-09 (Provisional)
1	2	3	4	5	6	7	8
1	<b>Agriculture</b>	147820	177237	277248	265646	311204	324315
2	<b>Forestry</b>	3929	9061	9497	7548	3945	4934
3	<b>Fishing</b>	25	91	77	67	69	47
4	<b>Mining</b>	18677	45654	12629	60146	87755	140213
5	<b>Manufacturing (Reg.)</b>	168149	220383	223094	225838	228616	231428
6	<b>Construction</b>	650790	838584	1109735	1393040	1596156	1594818
7	<b>Electricity, Gas and Water Supply</b>	188519	223826	326464	593900	915717	862438
8	<b>Railways</b>	51732	23034	25739	67826	75239	83463
9	<b>Communication</b>	55934	83611	232017	234430	271583	332716
10	<b>Manufacturing (Un-Reg.) Trade, Hotels, Restaurant, Transport and Other Services</b>	135583	144919	140076	194534	570673	253617
11	<b>Banking &amp; Insurance</b>	18944	30616	38950	52864	57791	63177
12	<b>Residential Building</b>	165374	182234	198479	218311	253083	280622
13	<b>Public Administration</b>	291559	345529	234242	330920	644161	1204335
	<b>Total (GFCF)</b>	<b>1897035</b>	<b>2324780</b>	<b>2828247</b>	<b>3645070</b>	<b>5015992</b>	<b>5376123</b>

\*\*\*\*\*

#### 4. PRICES AND PUBLIC DISTRIBUTION SYSTEM

The Directorate of Economics and Statistics collects wholesale and consumer prices of essential commodities regularly from selected centres in the State. On the basis of wholesale prices, monthly wholesale price indices are being prepared.

##### WHOLESALE PRICE INDEX (BASE 1999-2000=100)

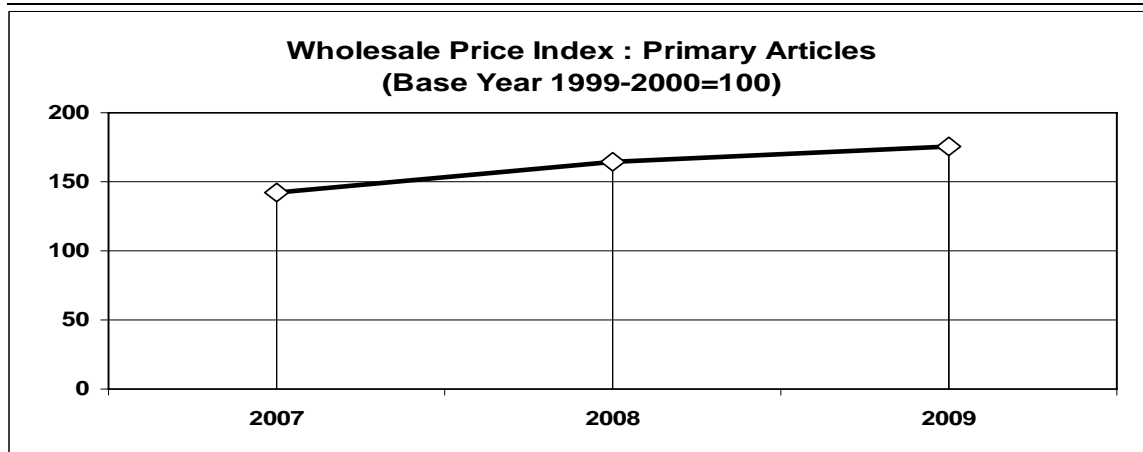
The Index of Wholesale Prices during the year 2009 stood at 179.84 as against 176.05 in the year 2008, which shows an increase of 2.15 percent over the previous year. The index of Primary Articles Group registered the highest increase of 7.27 percent followed by Manufactured Products Group (0.21 percent) and decrease in Fuel, Power, Light & Lubricants (1.12 percent).

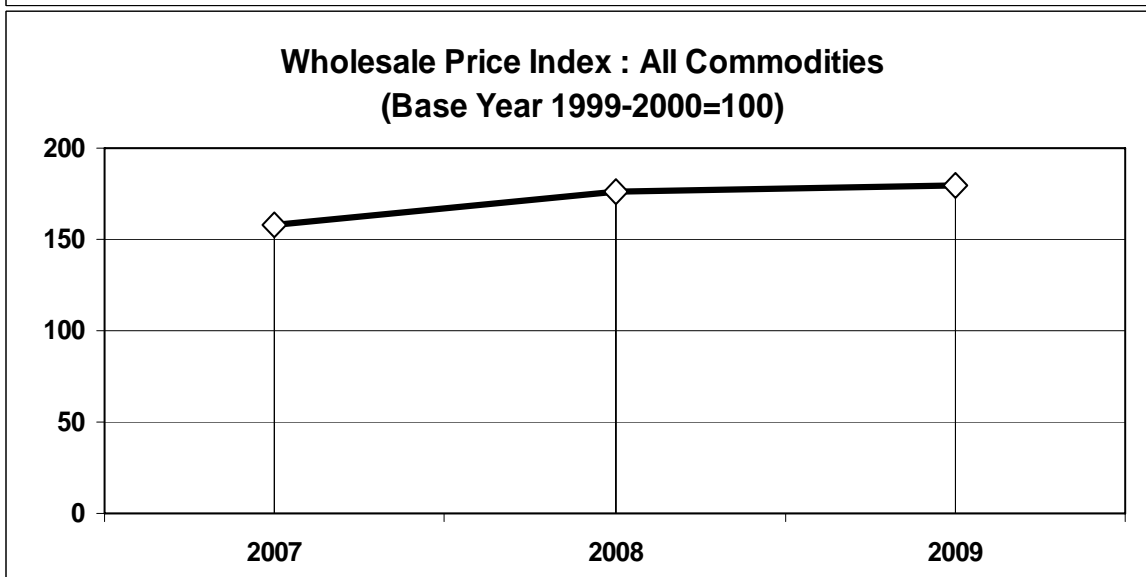
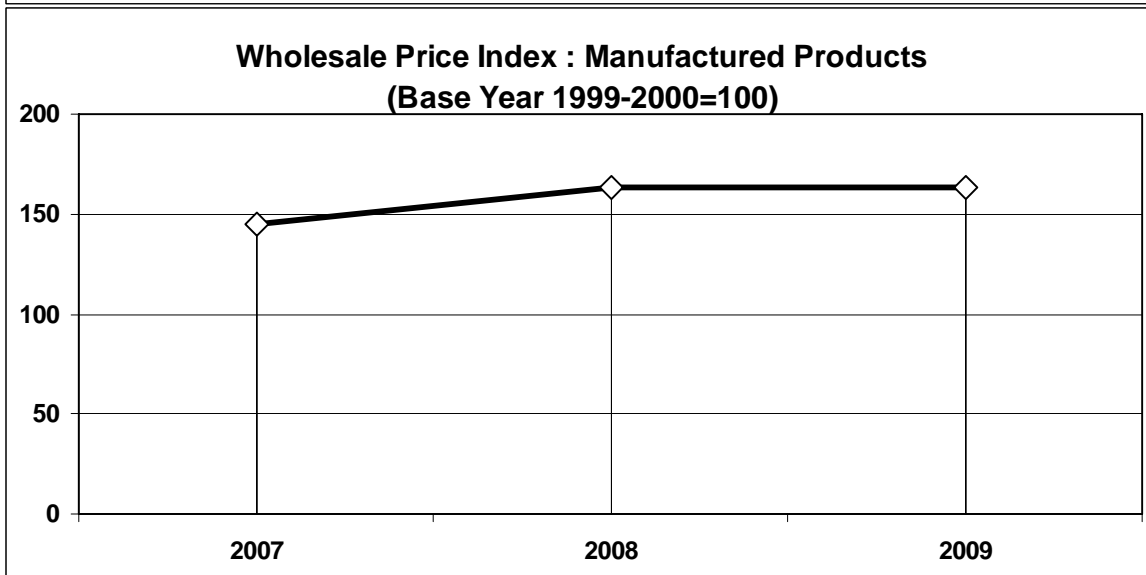
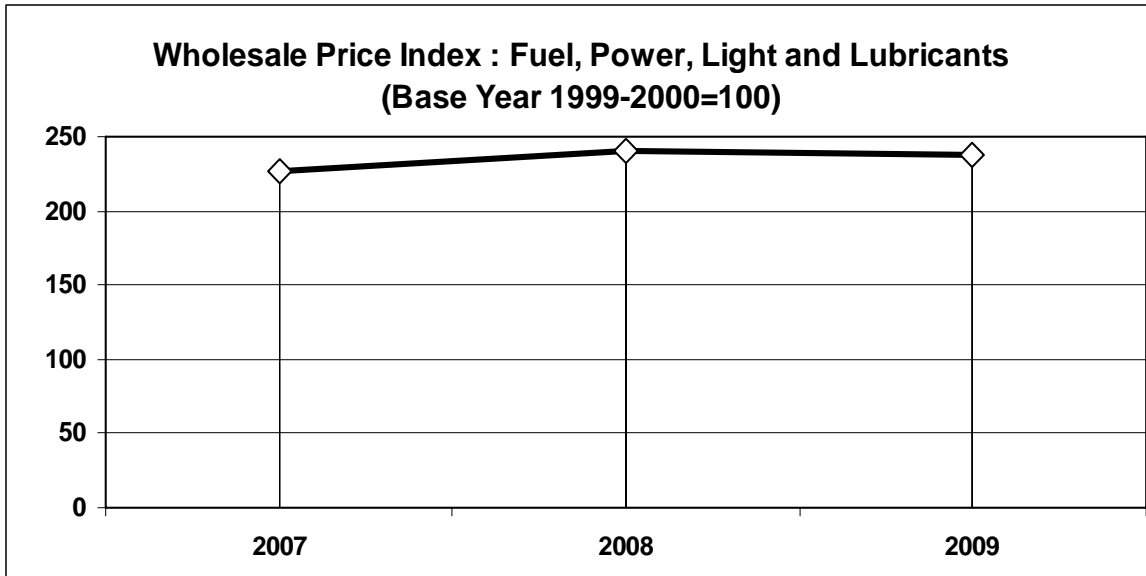
Wholesale Price Index under major commodity groups during the year 2007 to 2009 and percentage variation over the previous years is given in the following table:

##### Wholesale Price Index

(Base year 1999-2000 = 100)

Major Group	Annual Average Index			% variation over previous year	
	2007	2008	2009	2009 & 2008	2008 & 2007
1	2	3	4	5	6
1. Primary Articles	142.58	164.15	176.09	7.27	15.13
(A) Agricultural Articles	141.24	165.54	176.82	6.81	17.20
(B) Minerals	152.74	153.63	170.59	11.04	0.58
2. Fuel, Power, Light and Lubricants	226.93	239.98	237.29	-1.12	5.75
3. Manufactured Products	145.12	163.31	163.65	0.21	12.53
<b>All Commodities</b>	<b>157.56</b>	<b>176.05</b>	<b>179.84</b>	<b>2.15</b>	<b>11.74</b>





## CONSUMER PRICE INDEX FOR INDUSTRIAL WORKERS (BASE 2001=100)

The Consumer Price Indices for industrial workers are prepared and released by the Labour Bureau, Shimla for Jaipur, Ajmer and Bhilwara centres of the State. A rising trend in consumer prices continued during the year 2009. The General Index of Consumer Price for the year 2009 recorded an increase of 9.66 percent at Jaipur centre, 10.14 percent at Ajmer centre and 9.72 percent at Bhilwara centre over the previous year.

Consumer Price Indices for all the commodity groups for Jaipur, Ajmer and Bhilwara centres are summarised in the table given below:

### Group-wise Consumer Price Index for Industrial Workers

(Base year 2001=100)

Group	Jaipur centre			Ajmer centre			Bhilwara centre		
	2008	2009	% Variation in 2009 over 2008	2008	2009	% Variation in 2009 over 2008	2008	2009	% Variation in 2009 over 2008
1	2	3	4	5	6	7	8	9	10
1. Food	152	172	13.16	150	170	13.33	154	179	16.23
2. Pan, Supari, Tobacco & Intoxicant	133	142	6.77	135	148	9.63	144	148	2.78
3. Fuel & Light	137	137	0.00	144	148	2.78	157	161	2.55
4. Housing	138	156	13.04	136	160	17.65	126	131	3.97
5. Clothing, Bedding & Footwear	128	131	2.34	115	126	9.57	118	119	0.85
6. Miscellaneous	146	154	5.48	126	130	3.17	134	138	2.99
General Index	145	159	9.66	138	152	10.14	144	158	9.72

It is revealed from the above tables that all commodity groups registered a rise in the year 2009 over the year 2008 at all the centres.

The average General Consumer Price Indices (2001=100) for Jaipur, Ajmer, Bhilwara and All India since the year 2006 are given in the following table:

**Consumer Price Index for Industrial Workers**

(Base year 2001 = 100)

Year	Jaipur		Ajmer		Bhilwara		All India	
	Index	% variation over previous year	Index	% variation over previous year	Index	% variation over previous year	Index	% variation over previous year
1	2	3	4	5	6	7	8	9
2006	127	9.48	122	8.93	125	8.70	123	6.03
2007	134	5.51	129	5.74	133	6.40	131	6.50
2008	145	8.21	138	6.98	144	8.27	142	8.40
2009	159	9.66	152	10.14	158	9.72	157	10.56

**CONSUMER PRICE INDEX FOR AGRICULTURAL LABOURERS  
(BASE 1986-87=100)**

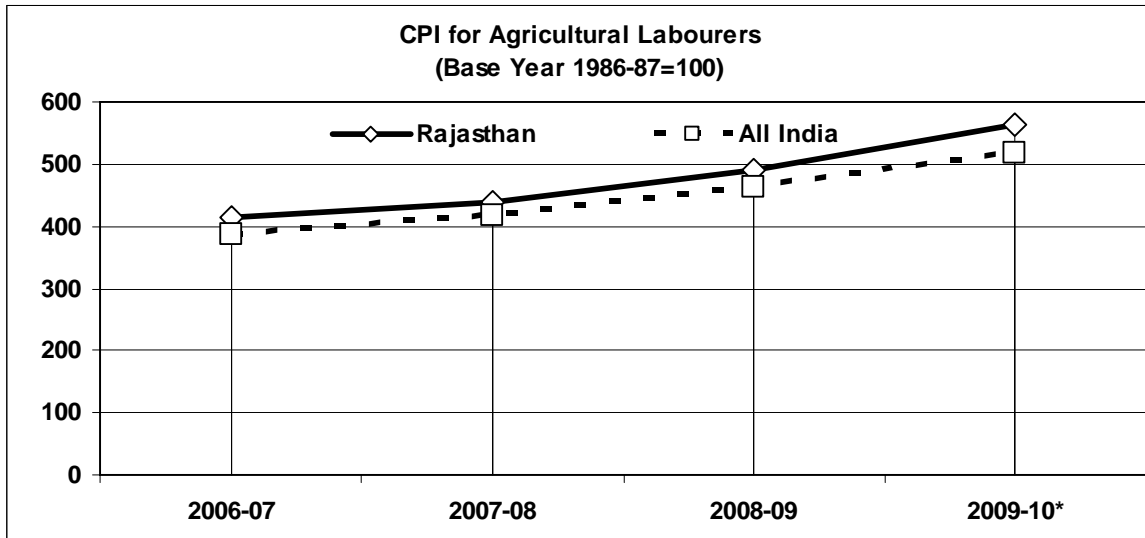
The consumer price index for the Agricultural labourers is prepared by the Labour Bureau, Shimla with 1986-87=100 as the base year. The indices for Rajasthan and All India, since the year 2006-07 are given in the following table:

**Consumer Price Index for Agricultural Labourers**

(Base year 1986-87=100)

Year	General Index (July-June)	
	Rajasthan	All India
1	2	3
2006-07	413	388
2007-08	439	417
2008-09	490	462
2009-10*	563	519

\* Average of six months (July to December, 2009)



\* Average of six months (July to December, 2009)

The consumer price index of Rajasthan for Agricultural labourers for the year 2008-09 recorded an increase of 11.62 percent over the previous year. During the year 2009-10, the six monthly index (July, 2009 to December, 2009) was 17.78 percent more than the corresponding period of the previous year.

### **PUBLIC DISTRIBUTION SYSTEM AND PROTECTION OF CONSUMER RIGHTS**

The Public Distribution System (PDS) is an essential component of the Government's safety net for the poor. Food, Civil Supplies and Consumer Affairs Department of the State is managing Public Distribution System and Protection of Consumer Rights Programme. Essential commodities like wheat, rice, sugar, kerosene oil, etc. are provided at subsidized prices i.e. below the market rates through fair price shops under PDS. The State Government has been making consistent efforts to run the PDS effectively so as to provide relief, especially to the weaker sections of the society. In order to give impetus to PDS, Targeted Public Distribution System (TPDS) has also been introduced to target families Below Poverty Line (BPL) at heavily subsidized rates. There are 22,991 authorised fair price shops in the State, which includes 17,693 in rural and 5,298 in urban areas. Out of 22,991 shops, 3,630 are under cooperative sector and remaining 19,361 under private sector.

Upto December, 2009, 5.67 lakh MT Wheat have been distributed under APL scheme, 4.70 lakh MT Wheat distributed to BPL families and 2.87 lakh MT Wheat distributed in Antodaya scheme. Under Annapurna scheme, 6,597 MT wheat have been distributed upto December, 2009. Besides this 22,309 MT Sugar and 3.84 lakh KL Kerosene has also been distributed upto December, 2009 in the State.

Under Essential Commodity Act, 1955, 490 raids have been made, 42 persons prosecuted and various commodities worth Rs. 217.49 lakhs confiscated/seized during April, 2009 to December, 2009. Complaints and disputes were redressed by the District Forum at District Headquarters and State Commission at State level under the Consumer Protection Act. Since inception of the Act 41,571 cases were resolved by the State Commission and 2,54,658 cases by the District Forum till September, 2009.

**Annapurna Scheme:** In this scheme 10 kg. wheat per month are being provided free of cost to those people who are above 65 years of age and are eligible to get old age pension under National Social Assistance Program (NSAP) or State old age pension plan, but not gating the benefit of old age pension. At present the number of beneficiaries is 1,05,293. In this scheme during the year 2009-10 upto December, 2009, the likely expenditure is Rs. 350.00 lakh.

**Ration Ticket Scheme:** This scheme has been introduced to avoid diversion of foodgrain of Targeted Public Distribution System and to ensure distribution to these food to targeted group only. In this scheme ration tickets are distributing to the identified families of Below Poverty Line (BPL) & Antyodaya Ann Yojna and the beneficiaries of Annapurna Yojna. In this scheme during the year 2009-10 up to December, 2009, the likely expenditure is Rs. 0.77 lakh.

**Antyodaya Ann Yojna:** In this scheme per month 35 kg wheat @ Rs. 2/- or rice @ Rs. 3/- per kg. are distributing to the poorest BPL families. In this scheme during the year 2009-10 upto December, 2009, the likely expenditure is Rs. 1,000.00 lakh.

\*\*\*\*\*

## 5. AGRICULTURE AND ALLIED SECTOR

### AGRICULTURE SCENARIO

Agriculture and allied sector play an important role in the State's economy. About 24 to 30 percent of the Gross State Domestic Product (GSDP) is generated by this sector and about two thirds of its population is dependent on agriculture and allied activities for its livelihood. Agriculture in Rajasthan is primarily rain-fed. The period of monsoon is short, around three months. Its onset is late and withdrawal is early, in comparison to other States. There is variation in the time spread of the rainfall. Cultivation is dependent on rainfall, which mostly remain scanty, low and irregular. Irrigated area under wells and tube-wells is about 65-70 percent of the total irrigated area. The level of ground water in the State is rapidly going down.

A well-developed agriculture extension network has been created in the State. However, natural constraints like hot climate, problematic soil and salinity of water adversely affect the agriculture production. Besides, social constraints viz. rapid population growth, illiteracy, large number of small and marginal farmers and technology gaps have reduced the capacity of the farming community to cope with the production fluctuations.

### MONSOON

Agriculture in Rajasthan is primarily rain-fed. Nearly 30-37 percent of agricultural area is under irrigation. Prospects of agriculture in the State largely depend on timely arrival of monsoon. In kharif crops, production and productivity not only depend upon the quantum of rainfall but also on proper and even distribution of rain over an adequate time span and its intensity.

This year, the State has not received any significant pre-monsoon rains. It entered the State on 29<sup>th</sup> June 2009 through Udaipur Division, whereas the normal date of monsoon to enter Rajasthan is 15<sup>th</sup> June. In the month of June, 2009 State received only 37.5 mm against the normal average rainfall of 54.5 mm. During the month of July 2009 the State received 175.8 mm rainfall against the average normal rainfall of 200.7 mm. From the 4<sup>th</sup> of July, 2009, monsoon rains were poor in the State, but in the second and third week of July, 2009, the State received good widespread rainfall. Monsoon became slow from 28<sup>th</sup> July, 2009. Monsoon remained dull upto 11<sup>th</sup> August, 2009 but from 12<sup>th</sup> to 18<sup>th</sup> August, 2009 rains were received in the State and some districts remained still dry. From 19<sup>th</sup> August to 25<sup>th</sup> August, 2009 dry spell remained in the State and thereafter monsoon became active from 26<sup>th</sup>



August, 2009. Thus in the month of August, 2009, 109.8 mm rainfall was received in the State against the normal average rainfall of 205.1 mm. Monsoon remains active upto 11<sup>th</sup> September, 2009 and almost no rains were received in the State. The State has received only 367.62 mm rainfall against the normal rainfall of 552.0 mm from 01-06-2009 to 30-09-2009. State has received 33.61 percent less rainfall than the normal rainfall from June, 2009 to September, 2009.

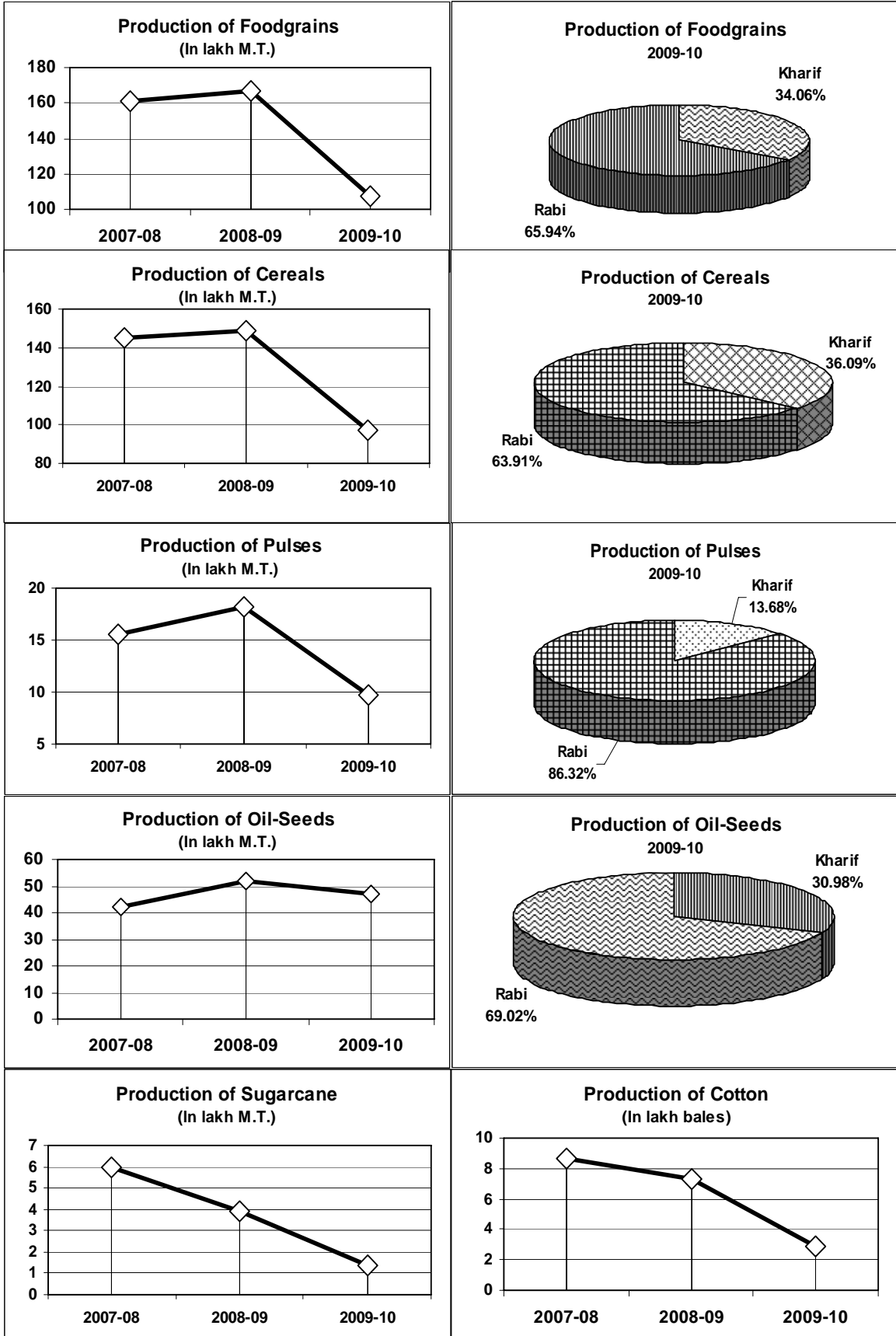
## AGRICULTURAL PRODUCTION

The detailed position of the area and production under kharif and rabi crops for the last three years is shown in the following table:

### Area and Production of Kharif and Rabi crops in the State

Crop	Area (in lakh hectares)			Production (in lakh M.T.)			
	2007-08		2008-09	2007-08		2008-09	2009-10
	Revised	Final	Likely	Revised	Final	Likely	
1	2	3	4	5	6	7	
<b>Cereals</b>	<b>97.75</b>	<b>95.32</b>	<b>92.86</b>	<b>145.32</b>	<b>148.53</b>	<b>97.30</b>	
Kharif	69.33	69.50	71.49	68.67	66.87	35.12	
Rabi	28.42	25.82	21.37	76.65	81.66	62.18	
<b>Pulses</b>	<b>38.69</b>	<b>36.72</b>	<b>33.49</b>	<b>15.52</b>	<b>18.26</b>	<b>9.72</b>	
Kharif	26.04	23.84	24.58	9.50	8.17	1.33	
Rabi	12.65	12.88	8.91	6.02	10.09	8.39	
<b>Foodgrains</b>	<b>136.44</b>	<b>132.04</b>	<b>126.35</b>	<b>160.84</b>	<b>166.79</b>	<b>107.02</b>	
Kharif	95.37	93.34	96.07	78.17	75.04	36.45	
Rabi	41.07	38.70	30.28	82.67	91.75	70.57	
<b>Oil-Seeds</b>	<b>40.17</b>	<b>46.49</b>	<b>41.25</b>	<b>42.29</b>	<b>51.78</b>	<b>46.96</b>	
Kharif	15.18	18.09	18.20	18.66	16.72	14.55	
Rabi	24.99	28.40	23.05	23.63	35.06	32.41	
<b>Sugarcane</b>	<b>0.10</b>	<b>0.07</b>	<b>0.06</b>	<b>5.94</b>	<b>3.88</b>	<b>1.35</b>	
<b>Cotton *</b>	<b>3.69</b>	<b>3.03</b>	<b>4.45</b>	<b>8.62</b>	<b>7.26</b>	<b>2.84</b>	

\* Production in lakh bales (each bale of 170 kg.)



As per the preliminary forecast for the year 2009-10, the total foodgrain production in the State is expected to be 107.02 lakh tonnes, which has shown a decline of 35.84 percent as compared to that of 166.79 lakh tonnes in the previous year. The kharif foodgrain production in the year 2009-10 is expected to be at the level of 36.45 lakh tonnes as against 75.04 lakh tonnes during the previous year which has shown a decrease of 51.43 percent. The rabi foodgrain production in the year 2009-10 is expected to be lower at the level of 70.57 lakh tonnes as against 91.75 lakh tonnes during the year 2008-09 showing a decrease of 23.08 percent.

The production of kharif cereals in the year 2009-10 is expected to be 35.12 lakh tonnes which is lower by 47.48 percent than that of 66.87 lakh tonnes during the previous year. The main contributors to kharif cereals production are Bajra and Maize. Their respective contribution is estimated to be 20.35 and 11.45 lakh tonnes in the year 2009-10 against 42.83 lakh and 18.27 lakh tonnes respectively in the year 2008-09 showing a decrease of 52.49 percent and 37.33 percent respectively.

Production of rabi cereals in the year 2009-10 is expected to be 62.18 lakh tonnes against 81.66 lakh tonnes in the year 2008-09. Wheat, the main contributor of rabi cereals, is expected to be 55.32 lakh tonnes in the year 2009-10 as compared to 72.87 lakh tonnes in the year 2008-09 showing a decrease of 24.08 percent. Production of Barley is likely to be 6.84 lakh tonnes in the year 2009-10 against 8.78 lakh tonnes in the year 2008-09, which has shown a decrease of 22.10 percent.

Pulses, being a rich source of energy and minerals are one of the important sources of dietary proteins, especially for the vegetarians. The production of kharif pulses is estimated to be 1.33 lakh tonnes in the year 2009-10 against 8.17 lakh tonnes in the year 2008-09 which shows a decrease of 83.72 percent. The production of Gram is likely to be 8.13 lakh tonnes in the year 2009-10 against 9.81 lakh tonnes in the year 2008-09 showing a decrease of 17.13 percent.

Oilseeds include Groundnut, Sesamum, Soyabean and Castor seed in kharif season and Rape & Mustard, Taramira, Linseed and Sunflower in rabi season. The production of oilseeds in the year 2009-10 is estimated at 46.96 lakh tonnes against 51.78 lakh tonnes in the year 2008-09 showing a decrease of 9.31 percent over the previous year. The production of kharif oilseeds is estimated to be 14.55 lakh tonnes in the year 2009-10 as against 16.72 lakh tonnes in the year 2008-09 showing a decrease of 12.98 percent. The production of rabi oilseeds is likely to be 32.41 lakh tonnes in the year 2009-10 as against 35.06 lakh tonnes in

the year 2008-09 showing a decrease of 7.56 percent. The production of Rape & Mustard is likely to be 32.06 lakh tonnes in the year 2009-10 as against 34.66 lakh tonnes in the year 2008-09 which has registered a decrease of 7.50 percent over the previous year.

Production of Sugarcane is likely to be 1.35 lakh tonnes in the year 2009-10 as against 3.88 lakh tonnes in the year 2008-09, which has shown a decrease of 65.21 percent.

Cotton, which is an important cash crop of the State is grown mainly in Sri Ganganagar and Hanumangarh districts. Its production is likely to be 2.84 lakh bales during the year 2009-10 as against 7.26 lakh bales in the year 2008-09 showing a decrease of 60.88 percent.

## **HORTICULTURE**

Rajasthan has a large scope for horticulture activities. It provides additional employment opportunities to the rural people while diversifying the rural economy to agro processing and other ancillary activities. During the year 2009-10, against the budget provision of Rs. 40.45 crore, a sum of Rs. 20.43 crore has been utilized up to December, 2009 and establishment of fruits orchards in 197 hectares, 202 vermi-compost units and plant protection measures in 1,555 hectares and 3,837 demonstrations of vegetables & flowers have been done. In addition to it 17 water harvesting structures have been constructed.

The following schemes are also being implemented to promote horticulture activities:

**National Horticulture Mission:** To increase the area, production and productivity of different horticulture crops like fruits, spices, flowers and medicinal crops in the selected 24 districts viz. Jaipur, Ajmer, Alwar, Chittorgarh, Kota, Baran, Jhalawar, Jodhpur, Pali, Jalore, Barmer, Nagaur, Banswara, Tonk, Karauli, Sawai Madhopur, Udaipur, Dungarpur, Bhilwara, Bundi, Jhunjhunu, Sirohi, Jaisalmer and Sri- Ganganagar, a sum of Rs. 25.97 crore has been incurred during the year 2009-10 upto December, 2009 and fruits, spices & flower orchards have been established in 10,056 hectares, 3,419 hectares & 72.35 hectares respectively. 202 hectares organic farming, 131 vermi compost units, integrated pest management in 1,732 hectares, training/visits of 2,386 farmers, 43 green houses and creation of 140 water resources have been achieved.

**Micro Irrigation Scheme:** Water is a limited and valuable resource in the State. In view of this, drip and sprinkler system of micro irrigation is the efficient water management practice to enhance crop yields through

water saving. To increase the adoptability of the system, Government of India has launched Micro Irrigation Scheme wherein 50 percent subsidy is being provided by the Central and State Government in the ratio of 80:20. In addition to this, State Government is also providing an additional subsidy for installation of drip irrigation system. During the year 2009-10, against the target to install the drip system in 20,000 hectares and sprinkler system in 75,000 hectares, drip and sprinklers have been installed in 4,575 and 44,265 hectares respectively with an expenditure of Rs 41.46 crore upto December, 2009.

**National Bamboo Mission:** Under this scheme, the districts of Karauli, Sawai Madhopur, Udaipur, Chittorgarh, Banswara, Dungarpur, Sirohi, Baran, Jhalawar, Bhilwara, Rajsamand and Pratapgarh were taken for promoting bamboo cultivation. During the year 2009-10, against the approved outlay of Rs. 3.41 crore a sum of Rs. 1.79 crore has been utilized upto December, 2009. 29 nurseries were developed, area expansion in 396 hectares and training was imparted to 149 farmers upto December, 2009.

**Rashtriya Krishi Vikas Yojana (RKVY):** Looking at the consistent decrease in investments in agriculture and allied sectors, the Central Government has introduced RKVY to draw up plans for agriculture sector more comprehensively, taking into account agro-climatic conditions, natural resource issues and technology. Under this scheme the State Level Sanctioning Committee has sanctioned horticulture development projects worth Rs. 514.66 lakh during 2009-10 for banana cultivation with precision farming in Southern Rajasthan, strawberry cultivation on pilot basis in Mewar and establishment of mango fruit belt in Banswara and adjoining area with inter cropping of Guava, papaya and vegetables etc. In addition to it, for construction of 100 community based farm ponds, a sum Rs. 10.00 crore has been issued.

**National Mission for Medicinal Plants (NMMP):** To promote & availability of medicinal plants in the State GoI has launched this programme. For the year 2009-10, against the approval of the action plan of Rs. 481.43 lakh, an amount of Rs. 88.00 lakh has been incurred upto December, 2009.

## IRRIGATION

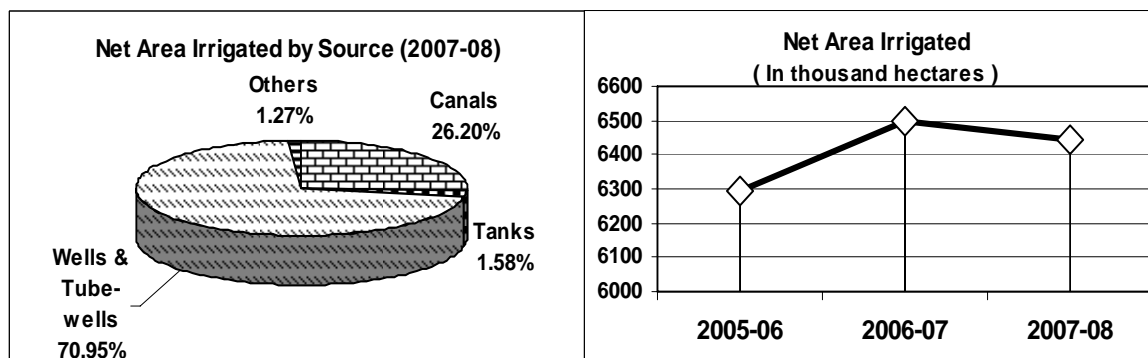
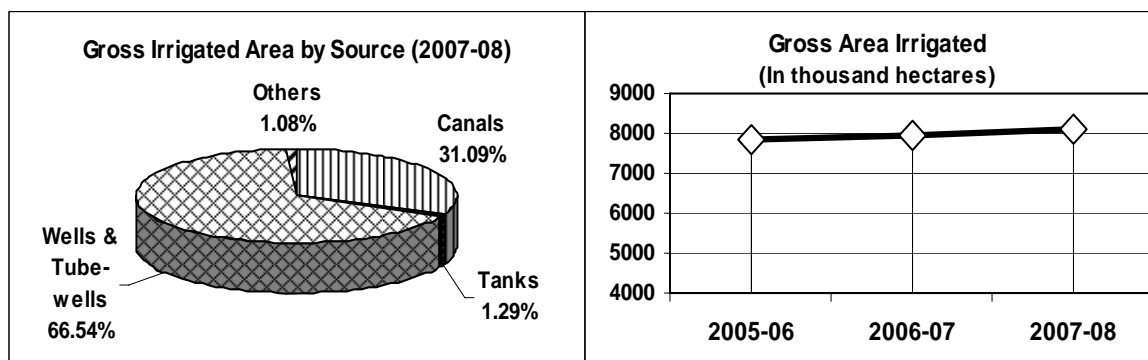
There are four major sources of irrigation viz. canals, tanks, wells and tube-wells. The gross irrigated area in the State during the year 2007-08 was 80.88 lakh hectares, which is 1.63 percent more than that of 79.58 lakh hectares in the year 2006-07. Out of the gross irrigated area, 66.54 percent was irrigated by wells and tube-wells, 31.09 percent by canals and 2.37 percent by other sources.

The area irrigated by different sources in the State during the year 2005-06 to 2007-08 is given in the following table:

**Source-wise Irrigated Area**

(Area in '000 Hectare)

Source of Irrigation	Gross area irrigated			Net area irrigated		
	2005-06	2006-07	2007-08	2005-06	2006-07	2007-08
1	2	3	4	5	6	7
1. Canals	2352	2371	2515	1706	1703	1688
2. Tanks	83	137	104	77	131	102
3. Wells & Tube-wells	5293	5363	5382	4426	4581	4572
4. Others	90	87	87	85	81	82
<b>Total</b>	<b>7818</b>	<b>7958</b>	<b>8088</b>	<b>6294</b>	<b>6496</b>	<b>6444</b>



The Water Resources Department of the State is striving hard to expand irrigation facilities by harnessing available surface water through various major, medium and minor irrigation projects. By the end of March, 2009, irrigation potential of 36.46 lakh hectares was created in the State through these projects. During the year 2009-10 (up to December, 2009) an additional irrigation potential of 31,070 hectares (excluding IGNP) has been created.

For annual plan 2009-10, a revised outlay of Rs. 502.70 crore (excluding IGNP & CAD) was kept which includes Rs. 175.00 crore for Narmada canal project, Rs. 20.00 crore for Gang Nahar modernisation,

Rs. 9.44 crore for Bisalpur project, Rs. 103.00 crore for Rajasthan Water Sector Restructuring Project (RWSRP) and Rs.15.00 crore for Minor irrigation JICA project. Against this, an expenditure of Rs. 341.78 crore was incurred upto December, 2009 which includes Rs. 94.75 crore for the Narmada canal project, Rs. 10.69 crore for Gang Nahar modernisation, Rs. 8.56 crore for Bisalpur project, Rs. 80.98 crore for Rajasthan Water Sector Restructuring Project (RWSRP) and Rs.2.10 crore for Minor irrigation JICA project.

With a view to extend irrigated area in the State, 2 major (Narmada and RWSRP), one modernisation (Gang Nahar), 5 medium and 51 minor irrigation projects are underway. During the year 2009-10, ten minor irrigation projects have been completed against the target of 27 projects.

### **Colonisation**

Land falling in Indira Gandhi Nahar Project area is allotted by colonization department under General and Special allotments in equal 50:50 proportion. Under special allotment, 60 percent land is allotted to special allottees and 40 percent by open sale. Since inception to March, 2009, 14.04 lakh hectares (7.89 lakh hectares command and 6.15 lakh hectares un-command) land have been allotted to about 2.07 lakh persons. During the year 2009-10, against the target of 20,000 hectares land, 6,121 hectares land was allotted to 1,111 persons.

### **Indira Gandhi Nahar Project (IGNP)**

The Indira Gandhi Nahar Project aims to provide water for irrigation, drinking water and other uses in the western region of Rajasthan. The project has been taken-up in two stages. The work of first phase has almost been completed and in this phase about 5.53 lakh hectares area has been brought under irrigation and total length of its distributary system is 3,454 km. The work in the second phase is in progress. The main canal was completed in 1986. On completion of the project, annual irrigation potential of about 19.63 lakh hectares area would be available.

By the end of March, 2009, an expenditure of Rs. 3,445.82 crore was incurred (Rs. 475.56 crore in first stage and Rs. 2,970.26 crore in the second stage) and 15.73 lakh hectares area is likely to be brought under irrigation.

For the year 2009-10, an amount of Rs. 212.56 crore was budgeted against which an expenditure of Rs. 121.97 crore was incurred upto December, 2009 and 4.84 km. lining of distributary system have been constructed.

In addition to irrigation, the project has been providing drinking water in the command area. Kanwar Sain Lift Canal is providing drinking water to Bikaner city and 99 villages situated outside the project area. Gandhelisahawa lift scheme is providing drinking water to 175 villages of Churu district while the main canal via Jodhpur lift scheme is providing drinking water to Jodhpur city and the enroute towns and villages. The Canal is also providing drinking water to Jaisalmer city and Ramgarh village. After completion of the project, 1.80 crore population of eight districts of western Rajasthan will avail drinking water facility. Water will also be available to industries and electricity generating centres.

### **Bisalpur Project**

The Bisalpur Project is a multipurpose project i.e. an irrigation-cum-drinking water supply project envisaging construction of a dam across the Banas River near Bisalpur village in Tonk district. The main objective of the project is to supply drinking water to Jaipur, Ajmer, Tonk, Beawar, Kishangarh, Kekri and other enroute Villages, and also to irrigate 81,800 hectares of agricultural land of Tonk district. The total storage capacity of the dam is 38.70 TMC, out of which 16.2 TMC is reserved for providing drinking water and 8 TMC for irrigation purpose. The dam alongwith intake structure for water supply to Ajmer and Jaipur has already been completed. Water supply for drinking purposes to Ajmer, Kishangarh, Beawar and enroute villages was started in 1994. Construction of Right and Left Main Canal has been completed and rest work of distribution system is in progress.

After completion of the project besides drinking water and irrigation facilities, extra production of food grain will increase the socio-economic status of the inhabitants of the command area. Other activities like dairy development, food industry development may also be developed.

For rehabilitation and resettlement, about 112 rehabilitation colonies are proposed to be developed. Out of these, 104 colonies have been completely developed and development works of rest colonies are under progress.

### **Mahi Bajaj Sagar Project**

Mahi Bajaj Sagar Project, Banswara is a joint venture of Rajasthan and Gujarat State. It is a multipurpose project. It aims at development of irrigation and generation of hydroelectric power. The construction of dam and appurtenant works has already been completed under the first phase, unit-I and most of the main canal works have been completed and remaining works of distribution system of canal are in progress. Irrigation facility has been provide in 84,707 hectares area and for



generation of 140 MW of power from the two power houses has been installed.

For extending irrigation facility in the command area, Bhikabhai Sagwara Canal is under construction which will provide additional irrigation facility to an area of 11,818 hectares.

### **Ground Water**

This is a well known fact that water is an important basic need of human being. In Rajasthan, where drought conditions exist, ground water has played an important role in solving water problem to a great extent. Due to a lot of efforts, availability of fresh drinking water alongwith additional ground water resources for irrigation purpose has been made available in the desert and rocky districts of the State. Ground Water Department mainly performs the following activities:

- Design of tubewell and Piezometer for investigation, assessment and development of water resources under Survey and Research Programme
- Construction of tubewells and hand pumps for drinking and other purposes
- Deepening of wells by rock drilling and blasting under various individual beneficiary schemes of the government.

Upto December, 2009, 311 tube wells, 427 Hand Pump Bore wells, 8 Piezometers have been constructed. Apart from this, deepening of 834 wells has been carried out under various schemes of ground water.

### **WATERSHED DEVELOPMENT AND SOIL CONSERVATION**

There are two area development approaches in vogue in the field of agriculture and rural development. First, command area development approach, which is adopted for comprehensive development of irrigated areas, where availability of water is sufficient for crops. The second approach, Watershed Area Development Approach is pursued in rain-fed areas, where availability of water is dependent on erratic rainfall. Since an element of risk is always there in the production system, diversified activities are being adopted such as mixed farming, forestry, animal husbandry, fishery etc.

The following schemes are being executed under watershed development and soil conservation:

#### **(i) National Watershed Development Programme for Rain fed Areas**

Programme is being implemented under Macro Management Mode with assistance of Ministry of Agriculture, Government of India. The main aim

of this programme is to promote and develop more sustainable agriculture practices of rain-fed areas with greater productivity levels and to support the population, conservation and development, utilisation of natural resources and regeneration/restoration of ecological balance. Thus it aims to create alternate employment and income generating options for the landless including rural community and to reduce the inequalities between the irrigated and rain-fed areas.

This programme is being implemented as per approval of GoI in 20 districts of the State. Under this scheme 10,616 hectares of area has been treated with an expenditure of Rs. 1,273.93 lakh against available fund of Rs. 1,740.82 lakh in the year 2009-10 upto December, 2009.

### **(ii) Integrated Wasteland Development Programme (IWDP)**

Main object of the programme is to produce fuel wood, timber wood, fodder and grass in non forest area to meet the requirement of rural community and bring down pressure on forest land and simultaneously restoring ecological balance by developing watersheds. IWDP is being implemented in 18 districts of the State. The fund is shared by the GoI and GoR in the ratio of 11:1. Under this, 44,260 hectares of area has been treated with an expenditure of Rs. 2,708.18 lakh against available fund of Rs. 4,334.94 lakh in the year 2009-10 upto December, 2009.

### **(iii) Desert Development Programme (DDP)**

The main object of the programme is to promote the economic development of the rural community through optimum utilisation of natural resources like land, water, vegetation etc. with a view to mitigate the adverse effects of drought and prevent further ecological degradation. Special emphasis is being given to improve the economic and social condition of the poor having no access to resources and disadvantaged section through equitable distribution of the benefit of land and water resources. This programme is being implemented in 16 districts of the State. The programme is being funded by the GoI and GoR in the ratio of 75:25. Under this, 1,23,742 hectares of area has been treated with an expenditure of Rs. 7,827.28 lakh against available fund of Rs. 20,326.54 lakh in the year 2009-10 upto December, 2009.

### **(iv) Combating Desertification Project (CDP)**

Combating Desertification Project is a special project sanctioned by GoI under DDP. This programme is being implemented in 10 desert districts of the State with the object to combat desertification by stabilising sand dunes through afforestation shelterbelt creation. The fund is shared by the GoI and GoR in the ratio of 75:25. Under this, 50,774 hectares of area has been treated with an expenditure of Rs. 5,569.47 lakh against

available fund of Rs. 16,615.30 lakh in the year 2009-10 upto December, 2009.

#### **(v) Drought Prone Area Programme (DPAP)**

The main object of the programme is to promote the economic development of the rural community through optimum utilisation of natural resources like land, water, vegetation etc. with a view to mitigate the adverse effect of drought and prevent further ecological degradation. Special emphasis is being given to improve the economic and social condition of the resource poor having no access to resources and disadvantaged sections of the watershed community through equitable distribution of the benefit of land and water resources. This programme is being implemented in 11 districts of the State. The programme is being funded by the GOI and GOR in the ratio of 75:25. Under this scheme 29,863 hectares of area has been treated with an expenditure of Rs. 1,876.35 lakh against available fund of Rs. 3,297.12 lakh in the year 2009-10 upto December, 2009.

#### **(vi) Integrated Watershed Management Programme (IWMP)**

In pursuance of new common guidelines issued by National Rain-fed Area Authority (NRAA), the Department of Land Resources, Government of India have converged all the three above mentioned programmes e.g. DDP, DPAP & IWDP into a new programme named Integrated Watershed Management Programme (IWMP). In the year 2009-10, under IWMP Government of India has sanctioned 162 projects covering an area of about 9.25 lakh hectare with an estimated cost of 1,295 crore. The Government of India has released part of 1<sup>st</sup> instalment i.e. amounting Rs.69 crore for the preparatory phase to complete entry point activities, preparation of Detailed Project Report, institutional, administrative & capacity building for the of implementation of projects under IWMP. Funds have been transferred to all the districts & implementation of the programme has begun.

#### **(vii) Innovative Programmes**

Public Private Partnership (PPP) watershed development project is jointly executed by the Rural Development & Panchayati Raj Department and ITC Rural Development Trust in Kalyanpura watershed project under IWDP in Panchayat Samiti Mandalgarh of Bhilwara district on equal matching basis. The focus of the project is mainly on watershed and activities like efficient water use, agro marketing, crop diversification, micro credit etc. This would set up a model watershed project in the state by utilising the knowledge, expertise and professionalism of the private sector through collaboration with the Panchayati Raj Institutions (PRIs) which in turn could be utilised for demonstration and training. Under

this, 1,108 hectares of area have been treated with an expenditure of Rs. 66.45 lakh against available fund of Rs. 99.16 lakh in the year 2009-10 upto December, 2009.

### **AGRICULTURE MARKETING**

In order to provide better marketing facilities and adequate returns on farmers produce, the Directorate of Agriculture Marketing is functioning to prevent Mandi Tax evasion and to implement 'Mandi Regulation Management' effectively.

Construction of Kisan Bhawans at Divisional Headquarter has been completed with an expenditure of Rs. 24.75 crore. For 26 Kisan Bhawans at District Headquarters administrative sanction of Rs. 31.13 crore was allocated last year. Construction activities are under progress and upto December, 2009, Rs. 17.41 crore have been spent on Kisan Bhawans at district level.

Keeping in view the perishable nature of fruits & vegetables and export possibilities of their produces, four pack houses were proposed to be constructed. Out of which three pack houses i.e. at Terminal Market – Jaipur, Chomu and Shahpura have already been constructed and the pack house at Tonk is under construction. A cold storage of 4000 M.T. capacity is under construction at Jhalawar.

During the year 2009-10 upto December, 2009 an expenditure of Rs. 7,872.17 lakh has been incurred on construction works (Rs. 4,386.81 lakh on construction of buildings and Rs. 3,485.36 lakh on new roads & special repairing of roads) and Construction of 122.50 km of new roads and special repairing of 200.58 km roads have been completed.

In “Rajeev Gandhi Krishak Sathi Yojana” Rs. 153.43 lakh has been paid to 479 persons upto December, 2009.

Under Rashtriya Krishi Vikas Yojana, Government has sanctioned the installation and commissioning of cold storage at 6 places-Jodhpur, Sikar, Bhilwara, Alwar, Udaipur and Sumerpur with the cost of Rs. 11 crore. Financial sanction of Rs.5.50 crore has been issued for the year 2009-10.

### **STATE WAREHOUSING**

The Rajasthan State Warehousing Corporation (RSWC) was established on 30.12.1957. It is a Government of Rajasthan undertaking. The main activity of the corporation is to build godowns and warehouses in the

State for scientific storage of agricultural produces, seeds, manures, fertilizers, agricultural equipments and other notified commodities of the farmers, co-operative societies, traders, government and other institutions. The authorized share capital of the Corporation is Rs. 800.00 lakh and paid-up share capital is Rs. 785.26 lakh.

The Corporation is operating 89 warehouses in 31 districts of the State with an average storage capacity of 7.68 lakh MT as on December 31, 2009 and its utilization of the storage capacity is 72 percent. The Corporation is providing 70 percent, 60 percent and 10 percent rebate for storage charges respectively to SC/ST farmers, other farmers and co-operative societies which is highest as compared to all other State Warehousing Corporations and Central Warehousing Corporation.

The Corporation has initiated a pledged loan scheme to provide loan assistance to the farmers of 75 percent value of their agriculture produce i.e. Mustard, Coriander, Soyabean, Wheat, Taramira, Linseed, Sesamum, Gwar, Methi, Cuminseed and Isabgol stored by them in the warehouses. Initially, the normal term of pledged loan was 90 days extendable in special circumstances upto 150 days. This term of pledge loan has been increased from 90 days to 180 days and thereafter in special circumstances to 270 days on penal interest. In order to attract the farmers, the rate of interest has been reduced from 16 percent to 12 percent.

## **ANIMAL HUSBANDRY**

Animal Husbandry is not only a subsidiary occupation to agriculture but it is major economic activity especially in the arid and semi-arid regions of the State. This sector plays a vital role in the rural economy of the State and has significant impact on employment generation for marginal, sub marginal and landless farmers. Increase in livestock generating production; milk, mutton, wool and eggs improve socio-economic status of the farmers and contribute in the gross domestic product of the State. Livestock production being labour intensive is highly women oriented activity. As per livestock census of 2007, there are 579 lakh animals and over 50.12 lakh poultry in the State. The western districts of the state are famous for indigenous cattle breed. To take care of livestock and poultry, 14 polyclinics, 174 1<sup>st</sup> grade veterinary hospitals, 1,538 veterinary hospitals and 1,862 sub-centres are providing health services and breed improvement facilities.

For the prevention of different diseases, 53.57 lakh animals were vaccinated, 207.02 lakh treated, 7.61 lakh castrated, 5.78 lakh animals were vaccinated against Foot and Mouth Disease and 13.55 lakh artificially inseminated upto December, 2009.

Veterinary hospital at farmers' door step scheme started from 1<sup>st</sup> August, 2009 in the state. As per the scheme animal health camps organizing every month at the village panchayat where departmental veterinary institution is not available.

In the year 2009-10 under Rashtriya Krishi Vikas Yojana Rs.230 lakh has been received and Rs. 31 lakh for Kharif Abhiyan, Rs.100 lakh for Rabi Abhiyan and Rs. 99 lakh allotted for battle against infertility programme.

### **SHEEP HUSBANDRY**

Sheep rearing is one of the most viable components of the agro-economy in the State. Under the sheep development programmes, anti-disease dose has been given to 198.22 lakh sheep during the year 2009-10 upto December, 2009, besides this medicated spray was performed on 119.25 lakh sheep, 41.98 lakh sheep were vaccinated and 9.37 lakh scrubbed rams were castrated.

### **DAIRY DEVELOPMENT**

Dairy Development Programme in Rajasthan is being implemented on the lines of world famous 'Amul Pattern' based on cooperative societies. Under this programme upto December, 2009, 11,421 Dairy Cooperative Societies (DCS) have been registered and affiliated with 21 District Milk Producers Cooperative Unions spread over in 33 districts of the State and a State level Apex Body, 'Rajasthan Cooperative Dairy Federation (RCDF) Limited, Jaipur.

With financial assistance under various schemes and own resources, the installed milk handling capacity of District Milk Union Plants have increased to 15.50 lakh litres per day. In the financial year 2009-10 upto December, 2009 all the affiliated milk Unions of RCDF have procured milk at an average of 15.19 lakh kg. per day and in addition to other products marketed at 13.67 lakh litres milk per day.

RCDF ranks 1<sup>st</sup> amongst the North Indian States in procurement. Presently, more than 6.70 lakh milk producers are involved in Co-operative based dairy development programme and are receiving round the year remunerative milk price.

In the fourth phase, upto December, 2009, 1,27,323 members have been covered for health insurance which is 38 percent more than the third phase. Now, an insurance coverage upto Rs. 2 lakh is available for its

members for the treatment of heart, kidney transplantation & other severe illness.

RCDF is providing nutritious cattle feed. In the year 2009-10 upto December, 2009, 1.93 lakh MT cattle feed has been produced and 1.92 lakh MT supplied to the milk producers of the State. Installed production capacity of cattle feed plants has been enhanced from 400 MT per day to 600 MT per day. In view of animal health, two Urea Molasses Brick Production Plants are functioning in the State under the co-operative sector.

Under proactive marketing policy, Dairy Federation has started milk products sale outside the State. New products like flavored milk, Ice-cream, Softy, Coffee, Paneer Pakoda, Milk cake, Rasgulla, Rabri, Kheer, Gulabjamun etc. have been introduced for sale.

The key activities in Dairy Development Sector are given in the following table:

<b>S. No.</b>	<b>Activity</b>	<b>Unit</b>	<b>Target 2009-10</b>	<b>Achievement 2009-10 (up to December, 2009)</b>
1.	Milk Procurement	Lakh Kg.	7,008	4178.09
2.	Milk Marketing	Lakh Lt.	4,928	3758.14
3.	Cattle Feed Sale (Plant)	000' MT	245	192.19
4.	Revived Societies	Number	575	517
5.	New Societies	Number	894	359
6.	Artificial and Natural Insemination	'000 Number	480	450

## **FISHERIES**

There is about 3.30 lakh hectares of water area for fishing in the form of major, medium reservoirs (1.20 lakh hectares), tanks & ponds (1.80 lakh hectares), and rivers & canals (0.30 lakh hectares). The prime objective of fisheries development in the State is to produce quality fish seed, development of fisheries by stocking of fish seed in reservoirs which is the major input for fish production and to earn revenue for the State and provide livelihood to fisherman by increasing fish production in the State. Through fishery activities opportunity of employment is made available to the poor rural youths. Priority has been given to produce quality fish seed in the State. During the year 2009-10 upto December, 2009, 14,100 MT of fish and 311.57 million fish seed were produced against the target of 26,000 MT fish and 360 million fish seed respectively.

Water bodies are being developed by stocking of quality fish seed and conservation of fish stock. These are leased out for fish production to earn revenue for the State. During the year 2009-10 upto December, 2009, revenue of Rs. 1,770.65 lakh was earned by leasing out water bodies.

Other important schemes / activities are:

- Fish Farmer Development Agencies
- Development of Model Fishermen village
- Group Accident Insurance Scheme
- Saving-cum-Relief Scheme
- Development Inland Fisheries Statistics

## **FORESTRY**

Forestry is the pivot of ecological and environmental balance and plays a significant role in the State's economy. As per the report of the Forest Survey of India, Rajasthan has registered an increase of 24 Sq. Km. of forest cover during biennial assessment period between 2005-07.

Special emphasis is given to the conservation of bio-diversity, soil and water, fulfillment of the needs of the people and getting active cooperation of masses in forest protection and management. To increase the forest cover the State Govt. has launched Harit Rajasthan Yojana from the year 2009-10 involving related department for the period of five years. Under Joint Forest Management Programme 4916 Village Forest Protection and Management Committees (VFPMC) are protecting and managing 7.79 lakh hectare of forest land under the guidance of the department. Eco-development committees around sanctuaries have been constituted to get participation of local people in wild life management. Panchayat Raj Institutions (PRIs) have been empowered to get income from the collection of minor forest produce from forest as well as non forest areas. Planting activities on non forest land also vests in PRIs.

1,000 youths are being engaged as "Van Mitra" on honorarium to aware rural youths about environment, forest and wild life conservation. Upto December, 2009, 391 Van Mitra has been engaged. To conserve medicinal plants that are on the verge of extinction 9 medicinal plants conservation areas are being established out of which 7 areas has been established to conserve medicinal plants.



A target of plantation in an area of 100,000 hectares has been kept under the Twenty Point Programme during the year 2009-10. Plantation on 97,693 hectares of land has been completed by December, 2009.

Against a provision of Rs. 118.20 crore an expenditure of Rs.16.98 crore has been incurred on various development works upto December, 2009. Provision of 50.00 crore has been made under the Centrally Sponsored Scheme for 2009-10. Development works are being carried out with an Expenditure of Rs. 34.59 crore by December, 2009. Under the Centrally Sponsored Schemes developmental works are being carried out which inter-alia include ecological development, soil conservation works, conservation and development of Sambhar wetland, fire protection, development of sanctuaries, national parks, zoo etc. Besides this various works likes creation of new forest protection and management committees, self help groups, women self-help groups, community development, conservation of wild life etc. are also being done.

The State offers ample opportunities for eco-tourism. There are two national parks and 25 wild life sanctuaries.

### **CO-OPERATIVES**

The Co-operative movement in Rajasthan is playing an important role in strengthening the economic development of the State. Cooperative Institutions are fulfilling the 90 percent needs of Institutional Credit and 30 percent needs of agriculture inputs for the farmers.

At present, including one Federation, 29 Central Cooperative Banks (CCB), 21 Milk Unions, 32 Upbhokta Wholesale Bhandars, 36 Primary Land Development Banks (PLDB), 5,255 Gram Seva Sahkari Samitiyan (GSS) and 208 Kraya-Vikraya Sahakari Samitis (KVSS), a total of about 26,759 co-operative societies are registered in the State. These societies are functioning with a share capital of about Rs. 1,421 crore and a working capital of Rs. 19,687 crore.

Farmers of Rajasthan are facilitated with short term agriculture loan for crop production. Rs. 3,227.70 crore is targeted for the year 2009-10, against which Rs. 2,998.32 crore has been issued as advance upto December, 2009. Agricultural Medium term loan is targeted Rs. 232.11 crore for the year 2009-10 against which Rs. 52.35 crore has been given as advance upto December, 2009. Non Agricultural medium term loan is targeted upto Rs. 155.34 crore against which Rs.50.05 crore has been given as advance upto December, 2009. Long Term loan of Rs. 203.85 crore was given as advance against the target of Rs. 250.00 crore in year 2009-10 upto December, 2009.

The following programmes are also being carried out under the cooperative movement:

**Co-operative Consumer Structure:** In order to protect consumers from black marketing and artificial scarcity of commodities and also maintaining the public distribution properly, co-operative Institutions have been functioning effectively. For this 32 Cooperative Wholesale Bhandars are working at district level and Rajasthan Rajya Sahkari Upbhokta Sangh Ltd. (CONFED) as apex institution is working in consumer sector. During the year 2009-10 upto December, 2009, consumer goods of worth Rs. 267.30 crore has been sold against the target of Rs. 415.40 crore.

**Women Co-operative societies:** For the upliftment of women and bringing them into the mainstream of development, particularly women of weaker sections, 2,462 Apna Bachat Ghar societies with about 1.24 lakh members have been constituted.

**Co-operative Dwelling:** Under this, individual loans are being provided through Rajasthan Cooperative Housing Federation (RCHF) for building construction, repairs & maintenance and fulfilling the dream of self house. Individual loan upto a maximum limit of Rs. 10 lakh for a term of 15 years is provided for house construction, house extension, purchase of house & purchase of land allotted by urban local bodies. For repair and maintenance of houses, a loan upto the limit of Rs. two lakh for a period of seven years is provided under Baby Blanket Scheme. In RCHF, there are 1,344 Housing Cooperative Societies and 5,512 nominal members. RCHF has been provided Rs. 108.60 lakh as share capital by State Government.

**Tilam Sangh:** Tilam Sangh is functioning in the State for enhancing oil seed production and providing edible oil to consumers at reasonable prices. The other objective of Tilam Sangh is to form Cooperative Societies of oil seed producers, to promote the oilseeds products and provide reasonable prices to the producers. Oil seed revolution has been initiated in the State by virtue of Tilam Sangh.

**Integrated Cooperative Development project (ICDP):** Under this, financial assistance is provided to cooperative institutions for various purposes. Presently, the scheme is being implemented in thirteen districts namely Baran, Dausa, Hanumangarh, Ajmer, Bundi, Jaisalmer, Bhilwara, Jhunjhunu, Bhartpur, Barmer, Dungarpur, Kota and Bikaner.

**Urban Cooperative Banks:** In the State, there are 39 Urban Cooperative Banks are functioning to provide loan to small entrepreneurs, cottage

entrepreneurs and consumers. These Banks also provide banking services in urban areas.

**Cotton Processing:** Three Spinning Mills at Gulabpura, Gangapur (Bhilwara) and Hanumangarh are operating for benefitting cotton producers and weavers.

Besides this, a number of useful schemes like Gyan Sagar Credit Scheme, Loan Facility to Self Help Groups, Sahkari Kisan Credit Card Scheme, Avika Credit Card Scheme, Sahkar Self Employment Credit Card Scheme, Crop Insurance Scheme, Personal Accident Insurance Scheme, cash credit for Fertilizers & Seeds Scheme, Krishak Mitra Scheme, etc. in co-operative sector are also functioning in the State.

\*\*\*\*\*

## 6. INDUSTRIES

### INDUSTRIES

The principal objective of the State is to make Rajasthan the most preferred State for investment in the identified sectors and to ultimately achieve global competitiveness. Governed by this basic objective, the State has laid special emphasis on accelerating the overall pace of Industrial growth, increasing employment opportunities, improving productivity, ensuring sustainable development and strengthening small, medium, large and cottage industries.

In this direction, the State Government has been putting persistent efforts for rapid industrialisation of the State that would generate more employment opportunities and have positive impact on alleviation of poverty and removal of economic disparities.

Several agencies are working in the State to achieve the goal of rapid industrialization. The Bureau of Investment Promotion (BIP) was set up with the objective to promote Rajasthan as an attractive investment destination to provide all kinds of investment related information to Medium & Large Scale industries as well as to NRI Investors and ensure quick resolution of their problems. It is the Secretariat for Rajasthan Investment Promotion Board (RIPB), constituted on 8.06.09, which is headed by the Hon'ble Chief Minister. Similarly, RIICO is an apex organisation engaged in fostering growth of industrialisation in the State.

Attempts are on to strengthen the Single Window System by formulating a Single Window Act for the State. Similarly, a forward looking investment and industrial policy for the State is also in the process of formulation.

There are certain centrally sponsored schemes like ASIDE schemes, establishment of growth centres and mini growth centres. Besides this, certain special parks like; agro food parks, Japanese Park at Neemrana and Stone Park at Dholpur have been established. Certain important initiatives have been planned in the State recently. The SSI sector is responsible for providing raw materials and marketing assistance to the SSI units in different trades. Rajasthan Financial Corporation (RFC) is providing financial support for setting up new industries, expansion and renovation of existing industries.

The Rural Non-Farm Development Agency (RUDA) is working towards creating more avenues of employment in the rural non-farm sector, upgrading living standard of rural artisans and providing them linkages with market and latest technology.

The Directorate of Industries is responsible for the development of industries and handicrafts in the State and providing guidance, necessary assistance and facilities for industrial activities. At present, 34 District Industries Centres and 7 sub-centres are working under the Department of Industries for providing inputs and other facilities to entrepreneurs. The achievements under various programmes/schemes of industrial development are given below:

**Registration/Memorandum of micro, small and medium Industrial Units:** In the financial year 2009-10 upto December, 2009 a total of 9,400 industrial units were registered against the target of 14,300 units. These units with a total investment of Rs. 1,136.84 crore have generated direct employment for 55,361 persons.

**Industrial Entrepreneurship Memorandum:** During the year 2009-10 upto November, 2009 proposals for establishment of 36 major and medium industries with an investment of Rs. 1,757 crore were submitted to the Government of India.

**Pradhan Mantri Rozgar Srajan Karyakram (PMRSK):** The Ministry of Micro, Small and Medium Industry, Government of India launched PMRSK in the year 2008-09 by amalgamating erstwhile Pradhan Mantri Rojgar Yojana and Gramin Rojgar Srajan Karyakram with the objective to provide new employment opportunities by promoting large numbers of gramodyog, services and commercial activities in rural and urban areas of the State. During the financial year 2009-10 upto December, 2009, a target to establish 1,337 projects was kept against which 810 applications have been sanctioned and loans have been distributed to 306 persons.

**Industrial Shivir:** Industrial Shivirs are organised at District and Panchayat Samiti levels to promote industrial development and to make people aware about the rules relating to establishment of industrial units. Besides this, the work relating to registration of industrial units, preparing loan applications and releasing sanctions is also done in these shivirs. During the year 2009-10 upto December, 2009, 27 shivirs at district level and 204 at panchayat samiti level have been organised against the respective targets of 34 and 245.

Under the programme of Leather Industry Training, 185 persons have been trained during the year 2009-10 upto December, 2009 against the target of 205.

**Household Industries:** Under 'Household Industry Scheme', training in stitching, dress designing, computer and leather goods is imparted to women in order to make them self-dependent. Against the target of

3,600 to be trained in the year 2009-10 upto December, 2009, 4,034 women have been trained. Out of the provision of Rs. 43 lakh, an amount of Rs. 21.20 lakh has been incurred on this scheme during the year 2009-10 upto December, 2009.

**Industrial Fairs and Exhibitions:** 'Udyam Protsahan Sansthan' is playing an effective role in marketing the products prepared by the industrial units, craftsman and weavers by organising industrial fairs/exhibitions. During the year 2009-10 upto December, 2009, 16 fairs/exhibitions have been organised.

**Haath Kargha:** For the benefit of handloom workers, Mahatma Gandhi Bunkar Bima Yojana and Swasthya Bima Yojana (Health Insurance) are being implemented in the State. Under this, 578 and 2,853 bunkars have been benefited against the respective targets of 1,000 and 4,000 bunkars in the year 2009-10 upto December, 2009.

**Human Resource Development (HRD):** Under this, training, technical services and testing services are being provided through Entrepreneurship Development programme, Electronic Testing & Development Centre (ETDC), Technical Upgradation Programme and Skill/Efficiency Promotion Programme. Against the provision of Rs 50.00 lakh, an expenditure of Rs. 21.54 Lakh has been incurred during the year 2009-10 upto December, 2009 and training has been imparted to 1,530 participants.

**Investment Incentive Policy, 2003:** Under this policy, there is a provision of cent percent rebate in luxury tax and 50 percent rebate in stamp duty on conversion fee. A rebate of 50 percent has also been provided in electric tax, mandi tax and entertainment tax for 7 years. Besides this, 5 percent interest subsidy is provided to new investment and one percent additional subsidy is provided to investors belonging to SC/ST. During the year 2009-10 upto December, 2009, 1,952 applications involving an investment of Rs. 22,860.39 crore are proposed, out of which sanction of rebate/subsidy on 1,438 cases and qualifying certificates on investment of Rs. 12243.68 crore have been issued.

**Central Institute of Plastic Engineering and Technology (CIPET):** Trainings are being imparted by CIPET for the promotion of Plastic Industries in the State. During the year 2009-10, in all 120 persons have got admission, out of which, 80 persons have already been trained and 40 persons are being trained in different diploma courses.

**Cluster Development Programme:** For the development of artisans and micro units by adopting cluster approach during the year 2009-10 upto

December, 2009 an expenditure of Rs. 137.74 lakh has been incurred against the provision of Rs. 195.00 lakh. Out of 31 clusters, the major activities are leather product, handloom, stone & artware etc. in which activities have been started.

**Rural Haat:** For the sale of small industries and artisans' products, during the year 2009-10 upto November, 2009, 40 programmes were organised in which 4,591 units have participated and total sale in these programmes was Rs.173.00 lakh.

### **Rural Non-Farm Development Agency (RUDA)**

RUDA is working towards creating more avenues of employment in the rural non-farm sector, upgrading living standard of rural artisans and providing them linkages with market and latest technology. Presently, the agency carried out its activities for the development of artisans in 6 major sub-sectors - wool & textile, leather, stone ceramic & potteries, handicrafts, handloom and khadi & village industries. In addition to the above sector market support and coordination is another major activity of RUDA. The State Plan is the main source of funding for the different activities of RUDA. During the year 2009-10 upto December 2009, 2,220 artisans (including 1,302 males and 918 females) engaged with activities related with various sub-sectors have been benefited. An expenditure of Rs.115.96 lakh has been incurred during the year 2009-10 upto December, 2009.

### **Bureau of Investment Promotion (BIP)**

The Bureau of Investment Promotion (BIP) was set up with the objective to promote Rajasthan as an attractive investment destination to provide all investment related information to Medium & Large Scale industries as well as to NRI Investors and ensure quick resolution of their problems. Besides industrial investments, BIP also promotes investments in various sectors such as Health, Infrastructure, Education, Energy, Urban Infrastructure, Agriculture, Tourism and IT & ITES. BIP is the single point of contact for investors to provide complete back-up support, right from conceptualization of projects to their implementation.

BIP is the Secretariat for Rajasthan Investment Promotion Board (RIPB), constituted on 8.06.09, which is headed by the Hon'ble Chief Minister and is the apex Empowered Committee for reviewing, formulating, amending and approving policies, programmes and schemes for promoting investments in the State in Industries, Services and Infrastructure sectors. RIPB is empowered to grant clearances as well as customized packages to investment proposals and settle inter departmental issues.

Attempts are on to strengthen the Single Window System by formulating a Single Window Act for the State. Similarly, a forward looking investment and industrial policy for the State is also in the process of formulation. The agreements signed with Resurgent Rajasthan are being followed up. Besides these, new investments are also being pursued actively.

Useful information on the investment environment and opportunities is provided through BIP's website [www.investrajasthan.com](http://www.investrajasthan.com) which has been revamped thoroughly and made more informative and interactive. The website [www.resurgentrajasthan.com](http://www.resurgentrajasthan.com) which was created for the 'Resurgent Rajasthan Partnership Summit-2007' is updated regularly to provide current status of MoUs/LoIs signed during the summit.

### **Rajasthan State Industrial Development and Investment Corporation (RIICO)**

RIICO is an apex organisation engaged in fostering growth of industrialisation in the State. The mission of RIICO is to catalyse planned rapid industrialisation in Rajasthan.

**Infrastructure Development:** RIICO develops industrial areas and provides infrastructure facilities to industrial units. It also provides rebates and incentives for development of small, medium and large-scale units in the State. During the year 2009-10, RIICO has developed 1,076.94 acres of land and acquired 1,485.28 acres of land upto December, 2009. During the year 2009-10 upto December 2009, the corporation has incurred an expenditure of Rs 15,058.02 lakh (including land compensation) against the target of Rs 37,195.35 lakh and the recovery is Rs 38,230.81 lakh against the target of Rs 60,000.00 lakh.

**Industrial Development:** RIICO provides financial assistance to small, medium and large scale units for industrial development in Rajasthan. It also provides technical and managerial assistance to entrepreneurs. The major activity of RIICO is to provide term loan assistance to industrial projects in Rajasthan. During the year 2009-10 upto December, 2009 term loan sanctioned, disbursement and recovery was made for Rs 6,547.50 lakh, Rs 3,746.46 lakh and Rs.10,002.91 lakh against the target of Rs. 12,000.00 lakh, 11,000.00 lakh and Rs. 11,000.00 lakh respectively.

**Special Schemes:** Under Special Component Plan for encouraging scheduled caste entrepreneurs to set up their industrial units, a special rebate of 50 percent is provided by RIICO on allotment of land/plots.



RIICO is implementing following special projects for rapid industrialization in the State:

### **Centrally Sponsored Schemes**

- **ASIDE Schemes:** Several Schemes are being implemented for the development of infrastructure facilities for export promotion with the assistance of Central Govt. Presently out of 18 projects, work on 12 projects has been completed and work is in progress on 6 projects. An expenditure of Rs. 3865.34 lakh has been incurred on the above projects.
- **Establishment of Growth Centres:** In order to remove regional imbalances in industrial development, 8 growth centres have been developed with the assistance of the Central Govt. by an investment of Rs. 30 crore in each Growth Centre. These are Abu Road (Sirohi), Khara & Karni (Bikaner), Dholpur, Parbatsar (Nagaur), Chandrawati (Jhalawar), Palsana (Sikar) and Hamirgarh (Bhilwara). A sum of Rs. 12,407.07 lakh have been spent upto December, 2009 on these centres.
- **Mini Growth Centres:** In order to provide integrated infrastructure facilities for small scale industries in rural and backward areas, mini growth centres with an investment of Rs. 5 crore each have been developed with the assistance of Central Government. These centres are Sangaria (Jodhpur), Kalladwas (Udaipur), Gogalav (Nagaur), Bayana (Bharatpur), Khushkeda (Bhiwadi), Falna (Pali), Hindaun City (Karauli), Baran and Newai (Tonk). A sum of Rs. 4,187.77 lakh have been spent upto December, 2009 on these centres.

### **Establishment of Special Parks:**

- **Agro Food Parks:** RIICO has developed 4 Agro Food Parks in Kota, Jodhpur, Sriganganagar and Alwar for the development of agriculture based industries with an investment of Rs. 61.41 crore. The expenditure incurred upto December, 2009 is Rs. 40.55 crore.
- **Japanese Park at Neemrana (Alwar):** RIICO has signed an MoU at the international level with Japanese society JETRO wherein Japanese companies shall set up their industrial units at Neemrana Industrial Area, in Alwar district. Several multi national companies such as Nissan, Mitsui, Disking, Mitsubishi & Dykie colour have already got land allotted in this industrial area for establishing their units. RIICO has so far allotted 255 acres land to

17 Japanese companies in this area out of which 8 companies have started construction work. A total investment of Rs. 1690 crore is expected on the already allotted land and employment opportunities for approx. 3,650 persons is expected to be generated.

- **Stone Park at Dholpur:** Artisans have been doing work related to stones at Badi & Basedi, Dholpur since long. Keeping in view this, stone park is being developed on 132.08 acres land at village Vishnoda, Dholpur. The estimated cost of this park is Rs. 23.80 crore. 247 plots have been planned for Artisans in this area. An expenditure of Rs 1,056.00 lakh has been incurred on this park upto December, 2009.

**Important activities / planning initiated:**

- RIICO has allotted 600 acres land at Khushkhera, Bhiwadi Industrial area, Alwar for establishment of Honda Siel Car Project which will be the first plant in the State for production of cars. The company has already started production of some parts. The investment of Rs. 2,000 crore is expected at full scale production and it will lead to employment opportunities for 4,000 persons.
- Mahindra group is establishing an SEZ with RIICO in Jaipur with an expected investment of Rs. 10,000 crore. In this SEZ, various zones shall be established for industrial units of different sectors. Initially 155 hectares land is being allotted for establishing units for units relating to IT & ITES sector wherein investment is expected from large companies such as Infosys, Wipro, Tech Mahindra, Deutsche Bank & Nagaro. Infosys, BPO LTD. & Deutsche Bank have already started their commercial activities by establishing their units in this SEZ. The Govt. of India has issued notification for establishing zones like Engineering & Handicrafts Units in addition to IT & ITES zone. An employment opportunity is likely to be generated for approx. 1 lakh persons in this SEZ.
- In order to promote textile industry two integrated textile parks are being established at Silora (Kishangarh) on Public Private Partnership basis for which RIICO has allotted 134 acre land. An estimated investment of Rs. 585 crore is expected in these textile parks and generation of employment opportunities for 3,500 persons directly and 6,500 persons indirectly. The work on one Textile Park is already under way.

- Saint Gobain Group is an Multi National Company having 116<sup>th</sup> place in Fortune 500 companies of the world and having an associate company Saint Gobain Glass (India) Ltd. is making an investment of Rs. 1,000 crore in Bhiwadi, District Alwar for establishing a plant for float glass.

### **Rajasthan Small Industries Corporation (RSIC)**

With the objective of uplifting and promoting the rich handicrafts culture in the State, the Rajasthan Small Industries Corporation purchases handicraft items directly from the craftsmen. The corporation works as a nodal agency for the rural artisans and craftsmen to market handicrafts through 11 Rajasthalis across the country. The corporation also organizes exhibitions for the wide marketing and promotion of Rajasthan Handicrafts.

Under Rajasthan Hasthashilpi Evam Dastkar Kalyan Yojna, a Corpus fund of Rs. 100 lakh was created with the contribution of the State Government, RIICO, RFC and RSIC. Interest accrued on corpus fund is being provided to the needy craftsmen as financial assistance for treatment of identified diseases like TB, Cancer, Leprosy, Valve replacement, Bypass Surgery, Kidney transplantation, Heart diseases and in Shiksha Sahyog Yojna, Group Insurance Scheme, Chief Minister Old Age pension Scheme to the National & State Awardee craftsmen.

The Corporation is providing raw materials – Iron & Steel, Steam Coal and Polymer product to the SSI units of the State and marketing assistance to the SSI units for Steel Furniture, Tent & Tarpaulin, Desert Cooler, RCC Pipes, Polythene Bags, Barbed Wire and Angle Iron Posts. Besides this the Corporation is also operating Inland Container Depots at Jaipur, Jodhpur, Bhiwadi, Bhilwara and Air Cargo Complex at Sanganer, Jaipur Air port.

During the financial year 2009-10 upto December 2009, the sale of handicraft items contributed an amount of Rs. 456.88 lakh while assistance of raw materials was Rs. 2,838.91 lakh and marketing of SSI products was Rs. 1,084.40 lakh. Through the Inland Container Depots at Jaipur, Jodhpur, and Air Cargo Complex at Sanganer, Jaipur, total revenue of Rs. 879.76 lakh was collected during the year 2009-10 upto December, 2009.

### **Rajasthan Financial Corporation (RFC)**

With the basic objective of fostering financial needs for setting up of new industries, expansion and renovation of existing one from Rs. 2,000 to

Rs. 20.00 crore, Rajasthan Financial Corporation (RFC) was established in the year 1955 under State Financial Corporations Act, 1951.

The Corporation has launched loan schemes to extend financial assistance to the entrepreneurs such as hospital and nursing homes, hotel & restaurant, Mahila Udyam Nidhi for women entrepreneurs and loan schemes for professionals. Besides this, the corporation also provides term loan upto Rs. 5.00 lakh to the entrepreneurs of SC/ST on special/concessional rate of interest to attract them for setting up industrial units in the State.

During the year 2009-10, following schemes have been implemented to reduce Non Productive Assets (NPAs):

- Settlement of small loan cases having disbursed amount upto Rs. 1.00 lakh.
- One time NPAs settlement scheme.
- Settlement of deficit, decretal and write-off cases.
- Settlement of transport loan cases of amount upto Rs. 1.00 lakh.
- Scheme for waiver of panel interest in the cases above Rs. 2.00 lakh.

Achievements made during the financial year 2009-10 upto December, 2009 have been depicted in the following table:

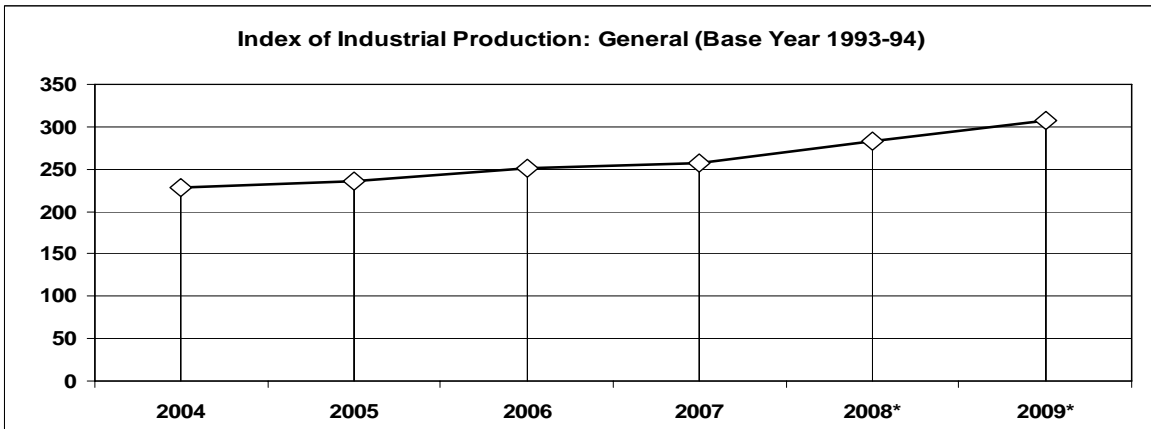
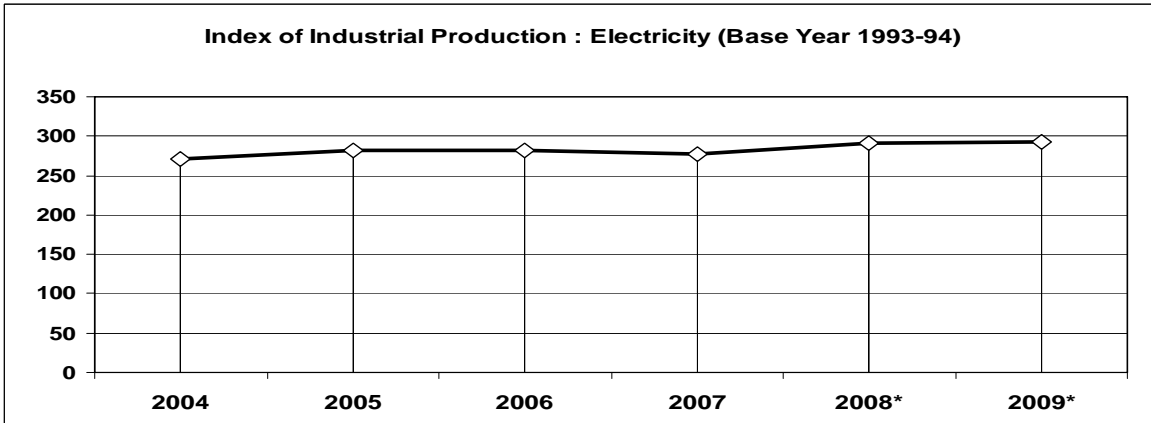
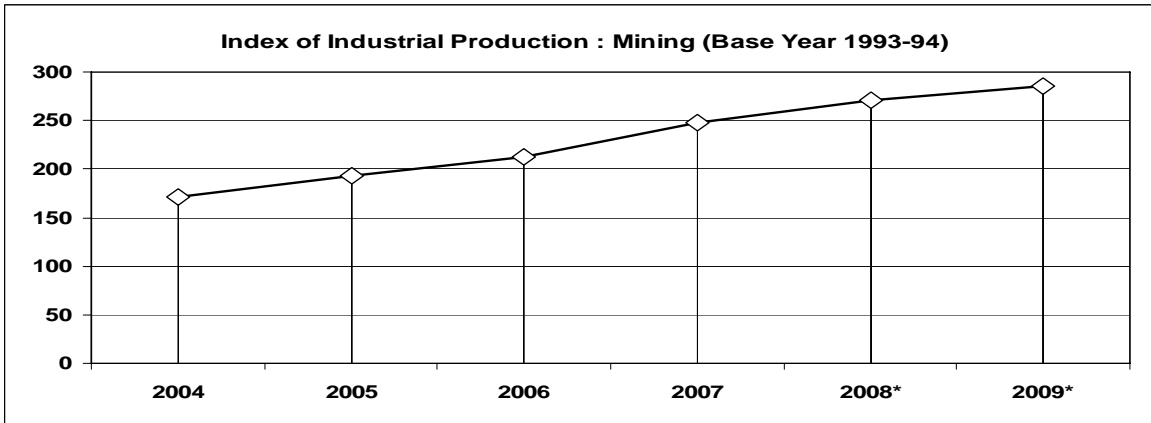
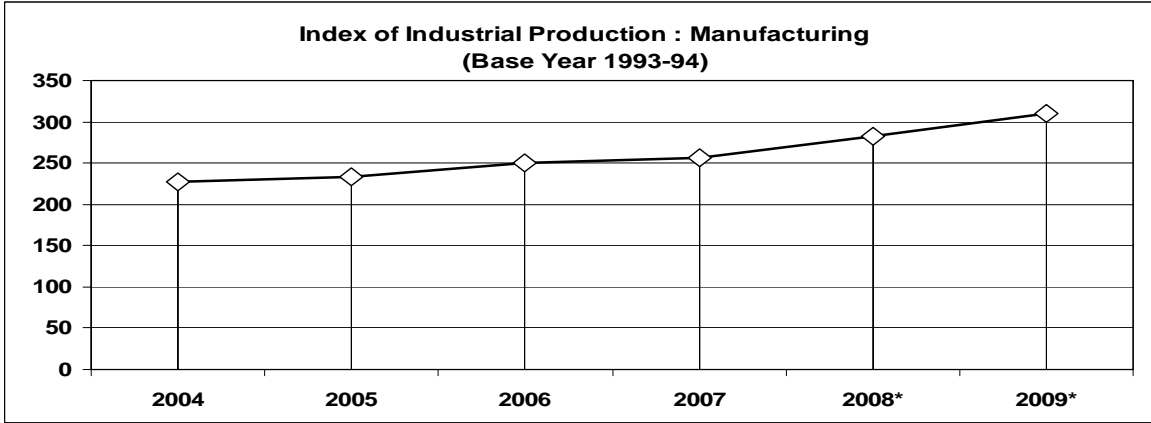
(Rs. in crore)			
S. No.	Key Area	Revised Target	Achievements
1	Sanctions	425.00	278.37
2	Disbursement	300.00	177.36
3	Recovery	415.00	265.87

### Indices of Industrial Production (IIP)

Production indices in three different groups of industrial sector viz. manufacturing, mining and electricity are given in the following table:

(Base 1993-94)						
Group/Year	2004	2005	2006	2007	2008*	2009*
Manufacturing	227.69	233.46	250.51	256.28	282.81	309.68
Mining	171.59	192.88	212.00	248.31	270.27	285.42
Electricity	271.07	281.23	281.12	276.83	290.79	292.60
<b>General</b>	<b>228.88</b>	<b>235.51</b>	<b>251.39</b>	<b>257.49</b>	<b>282.95</b>	<b>307.62</b>

\*Provisional



General Index of Industrial Production of the State stood at 307.62 in the year 2009 which was 282.95 in the year 2008, registering an increase of 8.72 percent over the previous year. A rising trend has been observed in all sectors during the year 2009. The index of manufacturing sector has increased by 9.50 percent, the mining sector by 5.61 percent and the electricity sector by 0.62 percent.

### **KHADI AND VILLAGE INDUSTRIES (KVI)**

Rajasthan Khadi & Village Industries Board has played an important role in providing self employment in rural areas of Rajasthan. The Khadi & Village Industries Board was established to provide employment to artisans of un-united sector, help in production of high quality products, to provide training to artisans, and accelerate the feeling of using self-made products, at present employment is being provided through the under said schemes.

Under the scheme of New Khadi Initiative launched in 2007-08 and amount of Rs 450.00 lakh was provided. Under this scheme, 4 khadi clusters in 2007-08, 4 khadi clusters in 2008-09 and 3 khadi clusters in 2009-10 were established and with an expenditure of Rs. 677.80 lakh employment to 5,500 weavers & spinners have been provided. In these clusters new improved technically equipped charkhas, Karghas, warping machines and common facility center have been established.

Under the Prime Minister Employment Generated Programme (PMEGP), finance to various projects upto Rs. 25.00 lakh is provided through the banks in which subsidy upto 35 percent is provided to the entrepreneur. During the year 2009-10, 589 units have been benefited and 4,450 persons have got employment.

To make the rural & urban youth self sufficient, training is being provided in Pushkar (Ajmer), Sanganer (Jaipur) and Mount Abu ( Sirohi) training centres. During the year 2009-10 upto December, 2009, 1165 persons have been trained.

Besides this following innovative schemes are being implemented:

- With the assistance of international fashion designers, new designs have been developed in khadi costumes.
- Based on a uniform theme and design concept, renovation of 65 khadi bhandars have been done. After renovation, sales at these khadi bhandars have increased by 50 percent.

- In order to develop and improve the packing of village industries products, modern packaging system has been developed with the help of Indian Packaging Institute.
- 568 Sales executives have been provided training for commercial management through Industrial Training Institute [ITI] New Delhi.

Under Khadi and Gramodyog Industries, there has been a production of Woolen and Cotton Khadi to the tune of Rs. 13.00 crore and Rs. 7.48 crore respectively during the year 2009-10 upto December, 2009. Against the target of setting 1,003 units and providing employment to 12,628 persons during the year 2009-10, 589 units have been sanctioned and an additional employment to 5,981 persons has been provided.

### **FACTORIES AND BOILERS**

The main function of this Department is to enforce the provisions of the Factories Act, 1948, Indian Boilers Act, 1923 and payment of Wages Act, 1936 for Safety, Health and Welfare of the factory workers. For the enforcement of the provisions of the above Acts and rules made there under, inspection of factories and boilers are carried out from time to time and guide lines are issued to the factory managements. In the year 2009-10 (upto December, 2009) 5,173 inspections of factories and boilers were carried out.

During the financial year 2009-10, 314 new factories and 61 new boilers were registered, wherein about 15,561 workers got employment. An Industrial Hygiene Laboratory has been established for ensuring safe and healthy working environment and to check the occupational diseases in the factories. A total of 950 samples from 115 factories were collected and analysed. To create safety awareness, 27 safety training programmes were organized for benefiting 636 participants. The department has published a booklet for new entrepreneurs regarding important provisions of the Acts which also contains information for issuing various approvals, licenses and certificates granted under the Acts. The department has also amended and published its 'Citizens Charter' to facilitate the entrepreneurs.

### **MINES AND MINERALS**

The Directorate of Mines and Geology, mainly carries out work on following two schemes:

1. Intensive Mineral Survey & Prospecting Scheme (IPS): This wing takes up mineral survey, detailed prospecting, exploration etc. for search and assessment of mineral deposits in the State.
2. Construction of departmental buildings and approach roads in mining areas: Department prepares approach roads for mineral transportation in mining areas through Public Works Department.

There are 2,360 mining leases for major minerals and 10,113 minor leases and 16,082 quarry licenses existing in the State. During the current year, a revised revenue target of Rs. 1,583 crore was kept against which Rs. 969.80 crore has been achieved till December, 2009. Mineral survey and prospecting on 8 projects of base metals, 3 projects of noble metals, 10 projects of limestone and 3 projects of lignite has been taken up/being carried out till December,2009.

The targets and physical achievements pertaining to survey work are shown below:

Nature of work	Unit	2009-10	
		Target	Achievement (up to Dec.,09)
1	2	3	4
Regional Mineral Surveys	Sq. Km.	6,250	4,955
Regional Geological Mapping	Sq. Km.	520	364
Detailed Geological Mapping	Sq. Km.	78	51
Geophysical Survey	Line Km.	200	119
Corelogging/Drilling	Meter	9,500	4,227

During the year 2009-10, the construction of 3 roads costing Rs. 300 lakh have been sanctioned under Public Private Partnership out of which work of one road (Link road Makrana-Borawad to main road, district Nagaur) is completed and remaining 2 (Kelwa-Umti-Jhanjhar road, district Rajsamand and Nijharna to Mokhampura road, district Rajsamand) are under progress.



**Rajasthan State Mines & Minerals (RSMML):** With a view to scientifically explore / excavate the minerals available in the State, a company named Rajasthan State Mines and Minerals Ltd. Under the provisions of Companies Act, 1956 was established on 30<sup>th</sup> October 1974.

On 20.2.2003, another company named Rajasthan State Minerals Development Corporation Limited (RSMDC) was merged with Rajasthan State Mines & Minerals Ltd. (RSMML). During the period of more than 36 years, for the purpose of exploration / excavation of minerals, the company has made many qualitative and quantitative changes and earned profits.

During the financial year 2008-09, the company has earned a profit before tax of Rs. 120.00 crore and expected to earn a post tax profit of Rs. 70.00 crore during the financial year 2009-10. The major activities of the company have been divided into four parts called as Strategic Business Units and Profit Centers (SBU & PC). Physical performance in respect of production and sales are likely to be achieved in 2009-10 is given below:

Mineral	Likely Achievement	
	Production (Lakh MT)	Revenue (Crore Rs.)
SBU & PC Gypsum	30.93	121.19
SBU & PC Limestone	25.83	99.97
SBU & PC Rock Phosphate	9.06	483.26
SBU & PC Lignite	12.50	113.13
74.8 MW Wind Power Plant(units in lakh)	966.14	36.23

**Oil and Gas:** The Directorate of Petroleum was setup in 1997 to expedite the exploration and development of Oil and Natural Gas in the State. Petroleum sector has tremendous potential in the State. During the year 2009-10 following activities have been undertaken:

- M/s Cairn India has drilled 27 appraisal and development wells in Barmer-Sanchore Basin, wherein a total of about 480 million tonnes

of in-place oil reserves have been estimated in discovered 25 oil and gas fields.

- M/s Cairn India has commenced commercial production of crude oil from 29<sup>th</sup> August, 2009 from Barmer-Sanchore Basin and 2,24,621 metric tonnes crude oil have been dispatched till December, 2009.
- M/s Cairn India awarded contract to L & T for the laying of pipeline from Barmer-Salaya for the transportation of crude oil, which is under progress.
- M/s Focus Energy Ltd. has drilled 15 wells in Shahgarh Sub-Basin in District Jaisalmer of which 1 well was drilled during the year 2009-10. High quality gas has been discovered in 4 wells and the company has found 236 bcf of gas in-place in SGL field.
- M/s Focus Energy has entered into an agreement with the Gas Authority of India Ltd. (GAIL) & RVUN for the supply of 0.95 mmscmd gas, out of which 0.20 mmscmd for existing unit of Ramgarh Gas Thermal Power Plant and 0.75 mmscmd for additional unit of 160 MW to be installed. For this, a Petroleum Mining Lease for an area of 176.00 sq. km. has been applied to the State Government by the JV partner Oil and Natural Gas Commission (ONGC).
- The State Government has carved out 4 new blocks of Oil & Gas Exploration & Development and proposals for the same have been forwarded to Govt. of India for the inclusion in NELP-IX bidding.
- Oil India Ltd. has entered into an agreement with Venezuelan company PDVSA for the exploitation of proved in-place heavy oil resource of 25.00 million tonnes and Bitumen Reserves of 53.00 million tonnes.
- Oil India Ltd. in association with Venezuelan PDVSA company has undertaken trial production of heavy oil in Baghewala area and has produced about 64 metric tonne of heavy oil till November, 2009.
- Reputed companies have shown their interest to develop infrastructure for city gas distribution in major cities/towns of the State. Accordingly, NOC/Permission to M/s Adani Energy Ltd. for Udaipur & Jaipur cities; M/s Haryana City Gas Distribution Ltd. for Neemrana & Bhiwadi industrial areas and M/s Reliance Industries Ltd. for other 26 cities & towns of the State with the condition that

approval of Petroleum & Natural Gas Regulatory Board (PNGRB) is to be sought before undertaking the project.

## **LABOUR**

For maintaining industrial peace and to ensure welfare of the labourers, the Labour Department of the State enforces various labour laws. The industrial climate in the State by and large, has remained peaceful. Measures were taken to control strikes and lockouts. Out of 2,770 complaints, 1,379 have been disposed upto December, 2009 during the financial year 2009-10 and out of 1,287 industrial disputes, 950 cases have been settled. Upto December, 2009 about 2.60 lakh man-days were lost due to strikes, lockouts and lay off. By the end of December, 2009, there were 5,030 registered trade unions in the State with a membership of about 8.85 lakh. During the year 2009-10 (upto December, 2009) 84 new trade unions with the membership of 16,441 have been registered.

## **EMPLOYMENT**

Unemployment is a serious threat to the State's economy. During the period of January to December, 2009 the number of unemployed persons registered in various Employment Exchanges were 1,31,821, out of which there were 21,839 women, 24,833 scheduled castes, 13,955 scheduled tribes and 36,465 other backward classes. The numbers of vacancies notified during this period were 11,803 against which 57,917 candidates were sent to the employer for interview and 4,672 persons got placement in various jobs.

Under vocational guidance programmes, a total of 422 career talks were organised by various employment exchanges and 61,823 persons were guided at the time of registration. During the period January to December, 2009, a total of 27,459 job seekers were benefited through employment / self-employment by organising 20 Rozgar Sahayata Shivirs and 12,096 candidates were benefited through 33 Employment counselling centres upto December, 2009.

Under the 15 Point Programme of the Prime Minister Programme of vocational guidance and self-employment shivirs were organised in minority-dominated areas. Rozgar Sahayata Shivirs were organised at Panchayat Samiti levels for rural youth to impart guidance for opting self-employment and information regarding employment opportunities in the State. A Newspaper named 'Rajasthan Rozgar Sandesh' is being published fortnightly by the office of the Directorate of Employment, in which information regarding vacancies, competitive examinations,

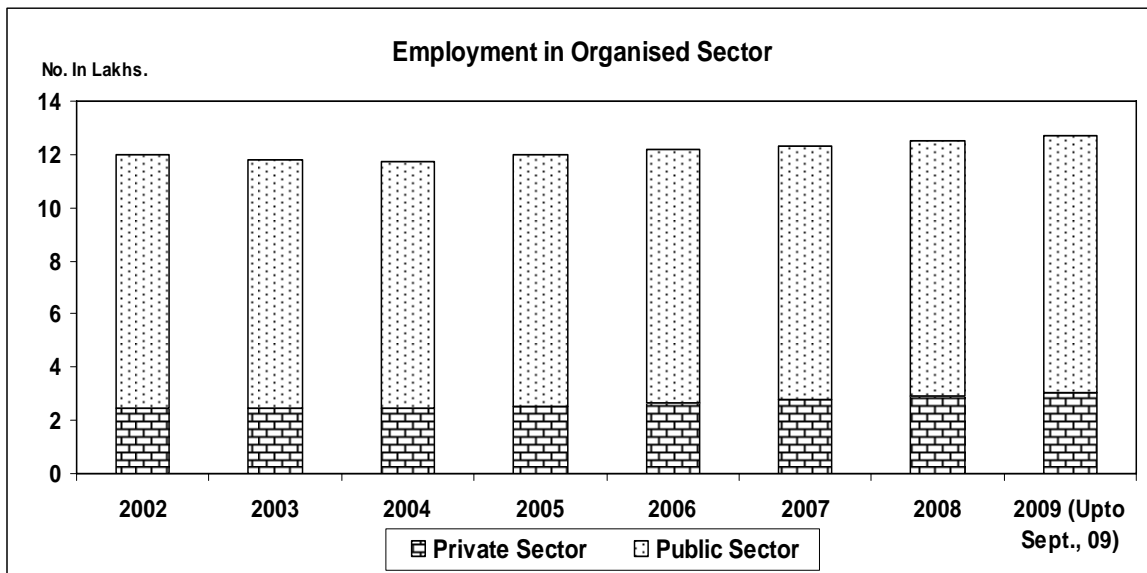
training facilities, scholarships and technical education is disseminated to employment seekers.

According to the data collected under Employment Marketing Information (EMI) programme, the position of employment in organized sector (public and private) in recent years has been shown in the following table:

**Employment in the Organised (Public and Private) Sector**

(in Lakh )

Year	Public Sector	Private Sector	Total
1	2	3	4
2002	9.48	2.48	11.96
2003	9.34	2.44	11.78
2004	9.28	2.45	11.73
2005	9.45	2.52	11.97
2006	9.52	2.65	12.17
2007	9.55	2.77	12.32
2008	9.59	2.91	12.50
2009 (upto Sept. 09)	9.66	3.04	12.70



\*\*\*\*\*

## 7. INFRASTRUCTURE DEVELOPMENT

Availability of proper infrastructure is one of the most important factor, which attracts investments. Infrastructure creation has been one of the priorities of the State Government. The State Government's efforts have resulted in significant improvement in National and State Highways coupled with significant improvements in power supply, Road transport, Transport, Railway and, Post & Telecommunication infrastructure in Rajasthan.

In the power sector, the State has exhibited a total increase in installed capacity during the year 2009-10 upto December, 2009 of 697.15 MW. The renewable energy sources, which are contributing to infrastructural development in the State, are wind and solar energy and bio-mass. By the end of March, 2010, the total road length and road density in the State is expected to be 1,87,810 km and 54.88 km per 100 Sq. km respectively. During the year 2009-10, about 866 km Black Top (BT) roads have been constructed upto December, 2009 and in all 80.96 percent of the villages have been connected by roads. The total number of motor vehicles registered with the Transport Department of the State by the end of December, 2009 has increased by 10.11 percent compared to the corresponding period of the previous year.

### POWER

Rajasthan has made significant strides in the past few years in the power sector. In this sector, the following five companies, one each for generation and transmission, three for distribution are functioning for providing better quality of electric supply to the consumers in the State:

1. Rajasthan Rajya Vidyut Utpadan Nigam Ltd.,
2. Rajasthan Rajya Vidyut Prasaran Nigam Ltd.,
3. Jaipur Vidyut Vitaran Nigam Ltd.,
4. Ajmer Vidyut Vitaran Nigam Ltd.,
5. Jodhpur Vidyut Vitaran Nigam Ltd.,

The main sources of power generation for the State are Kota and Suratgarh Thermal Projects, Dholpur Gas Thermal Project, Mahi Hydrel, Wind farms, Biomass, Captive Power Plants, Bhakra, Vyas, Chambal, Satpura interstate partnership Projects. Besides this, the State also gets power from Rajasthan Atomic Power Project, Singroli, Rihand, Dadri, Anta, Auriya, Dadri Gas Plants, Unchahar Thermal and Tanakpur, Salal, Chamera and Uri hydrel Projects from the Central Sector.

The Installed Capacity as on December, 2009 was 7716.63 MW. The total increase in installed capacity during the year 2009-10 upto December, 2009 was 697.15.MW. The increase in installed capacity during year 2009-10 up to December, 2009 is as under:

(A) RVUN Projects ( State Sector )	
1. KTPS-I (U-7)	195.00 MW
2. Chhabra TPS U-1	250.00 MW
(B) WINDPOWER PROJECTS	117.15 MW
(C). Private sector projects	
M/s Rajwest TPS Unit-1	135.00 MW

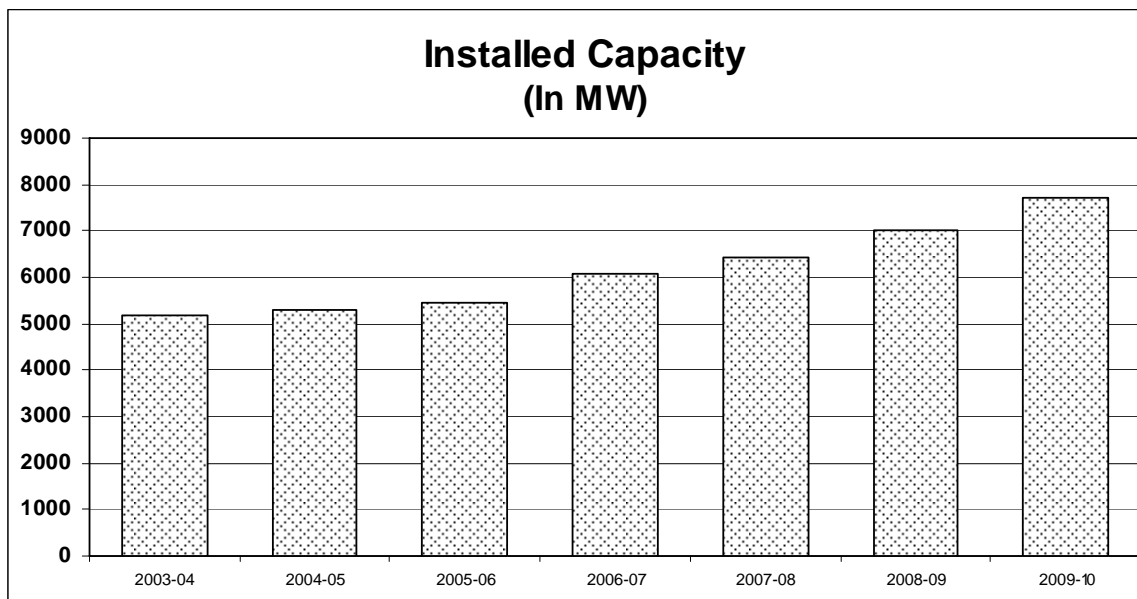
The category-wise details of Installed Capacity in the State as on 31<sup>st</sup> March, 2009 and 31<sup>st</sup> December, 2009 are given in the table below:  
(Installed capacity in MW)

S.No.	Project	As on 31 <sup>st</sup> March, 2009	As on 31 <sup>st</sup> December, 2009
<b>1.</b>	<b>State partnership and owned:</b>	<b>4375.30 MW</b>	<b>4820.30 MW</b>
	(a) Thermal	2920.00 MW	3365.00 MW
	(b) Hydel	1011.80 MW	1011.80 MW
	(c) Gas	443.50 MW	443.50 MW
<b>2.</b>	<b>Allocation to State from Central sector:</b>	<b>1878.29 MW</b>	<b>1878.18 MW</b>
	(a) Thermal	722.69 MW	722.59 MW
	(b) Hydel	465.50 MW	465.49 MW
	(c) Gas	221.10 MW	221.10 MW
	(d) Atomic	469.00 MW	469.00 MW
<b>3.</b>	<b>Under Rajasthan Renewable Energy Corporation (RREC) Wind projects</b>	<b>41.55 MW</b>	<b>41.55 MW</b>
<b>4.</b>	<b>Rajasthan State Mines &amp; Minerals Ltd.(RSMML) &amp; Private sector Wind / Biomass projects</b>	<b>724.445 MW</b>	<b>976.595 MW</b>
	(a) Wind Projects	693.145 MW	810.295 MW
	(b) Biomass Projects:	31.30 MW	31.30 MW
	(c) Private sector M/s Rajwest power	-	135.00 MW
	<b>Total</b>	<b>7019.48 MW</b>	<b>7716.63 MW</b>

The generation, purchase and consumption of electricity in the State during the year 2008-09 and 2009-10 have been shown in the following table:

### Energy - Generation, Purchase and Consumption

Item	(Energy in crore units)	
	2008-09	2009-10 (Upto Dec.,09)
1	2	3
1. Net Generation (Partnership projects)	287.900	175.299
2. Purchased (Utpadan Nigam, Central Sector and Others)	3599.171	3031.132
<b>Total Availability (1+2)</b>	<b>3887.071</b>	<b>3206.431</b>
3. Consumption		
<b>Gross Energy Distributed at:</b>		
(i) Jaipur Discom	1422.394	1175.299
(ii) Ajmer Discom	1112.447	895.370
(iii) Jodhpur Discom	1113.123	935.119
<b>Net Energy Distributed at:</b>		
(i) Jaipur Discom	1421.613	1175.061
(ii) Ajmer Discom	1111.894	894.896
(iii) Jodhpur Discom	1112.533	935.119



The net power consumption is likely to be 3005.076 crore units during the year 2009-10 upto December, 2009 as against 3646.040 crore units consumed during the last year.

Under the Rural Electrification Programme 38,332 villages have been electrified and about 9.47 lakh wells energised by the end of December, 2009.

**Transmission (Rajasthan Vidyut Prasaran Nigam Ltd.-RVPN):** The details relating to lines and sub-stations (S/S) have been given as under:

(Lines in Ckt KMs & S/Ss in No./MVA)					
S. No.	Voltage	Particulars	As on March, 2009	Annual Target 2009-10	Achievements 2009-10 (upto Dec.,09)
1	2	3	4	5	6
1.	400 KV	Lines	1358	500	170.105
2.	220 KV	Lines	9321	500	525.079
3.	132 KV	Lines	12775	350	200.109
4.	400 KV (No. MVA)	Sub-station	4/2955	3/945	-
5.	220 KV (No. MVA)	Sub-station	62/11705	5/500	3/300
6.	132 KV (No. MVA)	Sub-station	280/14142.5	15/425	8/200

**New Substations commissioned during 2009-10 up to December, 09**

**220Kv GSS**

1. Bhadra	100	220/132 KV
2. Baran	100	220/132 KV
3. Renwal	100	220/132 KV
<b>Total</b>	<b>300 MVA</b>	

**132 Kv GSS**

1. Dalot	20/25MVA	132/33
2. Patan	20/25MVA	132/33
3. Piprali	20/25MVA	132/33
4. Kumher	20/25MVA	132/33
5. Dulhasar	20/25MVA	132/33
6. Paloda	20/25MVA	132/33
7. Mandwala	20/25MVA	132/33
8. Bagora	20/25MVA	132/33
<b>Total</b>	<b>200 MVA</b>	



**Sub-Transmission:**

<b>S. No.</b>	<b>Voltage</b>	<b>Particulars</b>	<b>As on 31<sup>st</sup> March, 09</b>	<b>Target for 2009-10</b>	<b>Achievement during the yr. 2009-10 upto Dec.,09.</b>
1.	33 KV	Lines (KM)	36318.00	1400	790.65
2.	33 KV	Sub-Station (No.)	2966	240	125

The following are the innovative schemes initiated during December, 2008 to December, 2009:

<b>S.No</b>	<b>Innovations</b>	<b>Present Progress</b>
	<b>Compact Substation</b>	
1-	132 KV Hybrid gas insulated switchgear substation	Commissioned
2.	132 KV gas insulated switchgear substation with automation at New Jhotwara, PWD Bungalow.	Work in progress.
	<b>Compact Tower</b>	
3.	Narrow base Tower	Work in progress
	<b>Automation &amp; remote control system.</b>	Commissioned
4.	Automation & remote control system on work & 200 KV GSS Heerapura.	Commissioned
5.	Construction of 2 New 765 KV Substation at Anta (Bara) & Jaipur in the XII five year plan.	Under construction

**RENEWABLE ENERGY**

Rajasthan Renewable Energy Corporation Ltd (RREC) is the Nodal Agency for development of Energy from renewable energy sources in the State as well as the State designated agency for promoting energy efficiency and energy conservation.

The status of implementation of various schemes by RREC upto December, 2009 is as follows:

**Wind Power Programme (Wind Energy):** The wind energy potential in the State is estimated to be about 5,400 MW. Three Demonstration Wind Farm Projects sanctioned by Ministry of New & Renewable Energy (MNES), Government of India with total aggregate capacity of 6.35 MW have been installed at Jaisalmer (2MW), Phalodi (2.10MW) and Devgarh (2.25MW). RREC has also set up a 25 MW first large scale Wind Power Project in the year 2004 & another 10.2 MW Wind Power Project in the year 2006. These projects are performing well. A total of 851.845 MW wind power capacity has been installed upto December, 2009 with total investment of Rs. 4,261.225 crore.

**Biomass Energy:** Among the different renewable energy sources, Biomass is a versatile energy source, widely distributed, clean, and reduces greenhouse gas emissions. The main source for biomass energy in the State of Rajasthan is mustard husk and Julie Flora.

Five plants with 46.3 MW capacity of power project based on biomass have been commissioned in the State out of which 15 MW capacity has been kept for own captive power purpose and another six projects based on biomass totaling to 72 MW are in progress.

**Solar Energy:** The objective of the scheme is to promote Solar Photovoltaic (SPV) technology for the purpose of decentralized electricity generation in remote areas. Under this, RREC is installing SPV Domestic lighting system, Street Lighting Systems and Solar pump sets with subsidy support under SPV programme of Ministry of Non Renewable Energy (MNRE), Government of India and Renewable Energy (RE) programme of the State Government in rural areas. In all, 92,859 domestic lighting systems have been installed in the State upto December 2009.

**Other Programmes:** Following are the other important schemes / programmes taken up by the RREC:

- Solar City Programme
- Remote Village Electrification Programme (RVE)
- Solar Photovoltaic Power Plant (Grid Interactive) Programme
- MW scale Grid Interactive Electricity generation from Solar Energy
- Energy conservation Programme

## TRANSPORT

### Roads

Healthy transport system is an indicator of economic health and development of a State. All kinds of development, whether in Agriculture, Commerce, Transport, Education, Industry, Health and Social Welfare and Law and Order improve because of better facility of Transport Communication system. An integrated and efficient communication mode is necessary for rapid economic development of the State. In Rajasthan only Road, Rail and Air Transport are possible means of communication.

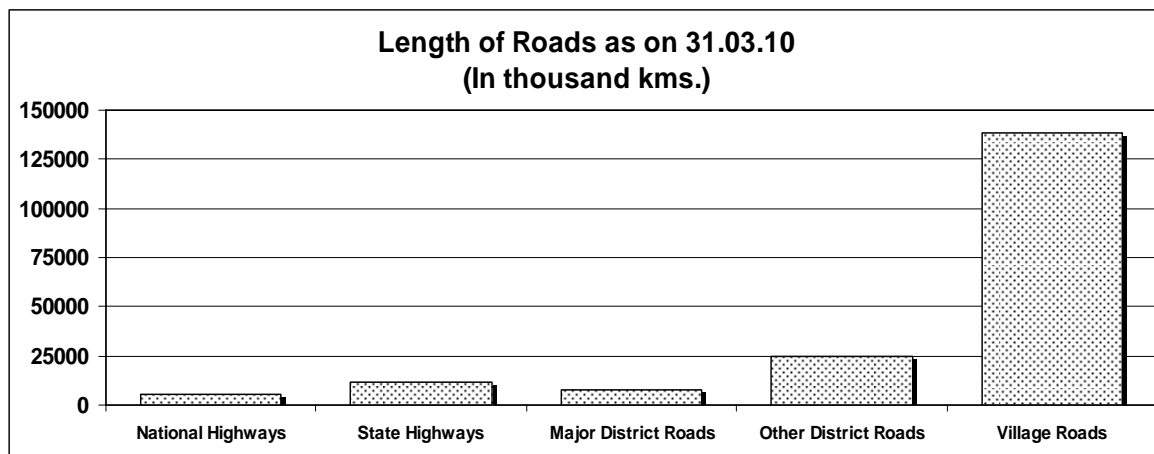
On 31<sup>st</sup> March, 2010, the total road length in the State is expected to be 1,87,810 km. The road density in the State was 54.58 km per 100 sq. km at the end of 2008-09 which is expected to be 54.88 km per 100 Sq. km by the end of 2009-10, which is much below the national average of 102.92 km.

#### Road Length in the State as on 31<sup>st</sup> March 2010 (Tentative)

(Length in km)

S. No.	Item	BT	WBM	GR	FW	Total
1	National Highways	5691	-	-	31	5722
2	State Highways	11725	11	16	6	11758
3	Major District Roads	7587	1	26	59	7673
4	Other District Roads	22594	7	1817	-	24418
5	Village Roads	94526	1161	37738	4814	138239
<b>Total</b>		<b>142123</b>	<b>1180</b>	<b>39597</b>	<b>4910</b>	<b>187810</b>

BT-Black Top, WBM-Water Bound Macadam, GR-Graveled, FW- Fair Weather



During the year 2009-10, about 866 km BT roads have been constructed upto December, 2009 under PMGSY, NABARD RIDF-, XIII, XIV and Rural Roads.

There are 39,753 villages in the State as per 2001 census. By the end of 2009-10 the connectivity of the villages by BT roads (likely) in different population group is given below:

<b>S.No.</b>	<b>Population Group</b>	<b>Total number of villages</b>	<b>Villages connected as on March, 2010 (likely)</b>	<b>Percentage of villages connected</b>
1	1000 & above	14198	14175	99.84
2	500-1000	11058	10926	98.81
3	250-500	7713	4825	62.56
4	Below 250	6784	2259	33.30
	<b>Total</b>	<b>39753</b>	<b>32185</b>	<b>80.96</b>

During the year 2009-10, the achievements made under road development upto December, 2009 are given below:

- 151 villages having population 250 and above are connected under PMGSY and a proposal of Rs. 3354 crore has been submitted to GoI to connect 5,094 Dhanies/Magaras.
- A new project for strengthening and renewal of rural roads length of 2847 km under RIDF-XV has been sanctioned and upto December, 2009, 713 km length completed and payment of Rs.112.85 crore have been made.
- For upgradation & strengthening of 2,635 km roads, sanction of Rs.636.43 crore has been received under PMGSY (Bharat Nirman).
- Development work of 5 State Highways with road length 1,050 km has been completed including 30 by passes under Mega Highway Project. Out of 10 ROBs, 5 ROBs have been completed and the remaining ones are in progress.
- In every district, 100 km length of roads have been identified for widening and strengthening and plantation on either side under NREGA scheme.
- Six laning work of Jaipur – Gurgaon NH- 8 of Rs.1897 crore having length 225.60 km is under progress in which length under Rajasthan State is 161.30 km.

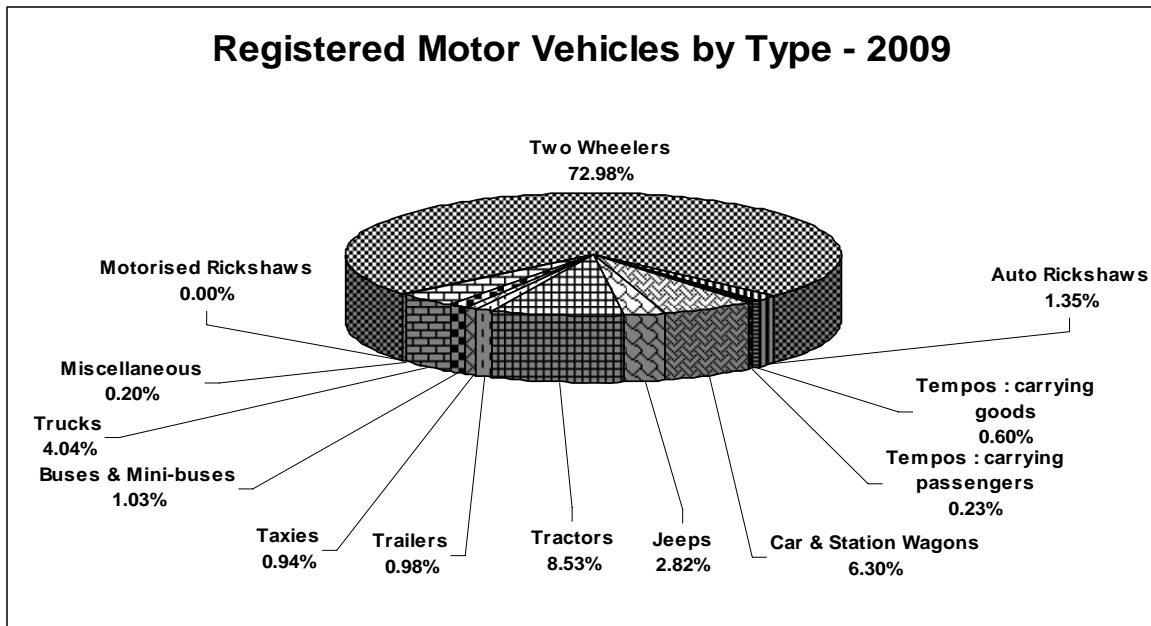
## Road Transport

Rajasthan State Road Transport Corporation (RSRTC) has managed to run a total of 4,459 vehicles (RSRTC & Private) covering a total road length of 47.25 crore kms upto December, 2009 against the target of 62.75 crore kms for the year 2009-10. The fleet utilisation of the corporation is 94 percent. There is a target of replacing 650 old /over aged buses by new ones during the year 2009-10 against which 247 buses have been added in the fleet upto December 2009.

The total number of motor vehicles registered with the Transport Department of the State was 63.52 lakh upto the December, 2008, which has reached to 69.94 lakh by the end of December, 2009, which shows an increase of 10.11 percent.

Details of various category of vehicles registered upto the end of December for the years 2008 and 2009 are given below:

<b>Motor Vehicles Registered in the State</b>		(Number)	
<b>S. No.</b>	<b>Type of Vehicles</b>	<b>Cumulative Numbers by the end of December for the Year</b>	
		<b>2008</b>	<b>2009</b>
<b>1</b>		<b>2</b>	<b>3</b>
1.	Motorised Rickshaws	90	90
2.	Two Wheelers	4614532	5102890
3.	Auto Rickshaws	87639	94760
4.	Tempos:		
	(i) For carrying goods	38483	42081
	(ii) For carrying passengers	13807	16038
5.	Cars	388302	440347
6.	Jeeps	180198	197546
7.	Tractors	561141	596838
8.	Trailers	66600	68775
9.	Taxies	57800	65690
10.	Buses & Mini-buses	68426	72217
11.	Trucks	262906	282432
12.	Miscellaneous	11820	13844
	<b>Total</b>	<b>6351744</b>	<b>6993548</b>



Several important decisions were taken to improve activities in the field of transportation which include; Computerization of 35 transport offices, provide transport facility to 239 Gram Panchayats, fitness of transport vehicles through private sector etc.

Against a target of Rs. 1,300 crore to be earned as revenue during the year 2009-10, the achievement upto December, 2009 was to the tune of Rs. 824.76 crore.

## **RAILWAYS**

The length of railway routes in the State at the end of March 2008 was 5,683.01 km. Out of this, 3,885.47 km (68.37 percent) was covered under broad gauge, 1,710.78 km (30.10 percent) under meter gauge and 86.76 km (1.53 percent) under narrow gauge. As on 31<sup>st</sup> March, 2008, the railway route length per 1000 sq. km of geographical area was 16.61 km in the State.

## **POSTAL & TELECOMMUNICATION SERVICES**

Postal & telecommunication facilities in the country are growing speedily. The total number of post offices in the State was 10,316 at the end of 2008-09. Thus, the average area and population served by each post office was 33 sq. km and 6,319 persons respectively.

The number of Telephone Exchanges in the State stood at 2,334 at the end of March, 2009 as against 2,335 at the end of March, 2008. The

details of the Post Offices and Telecommunication facilities in the State as on March, 2008 and 2009 are given below:

**Post Offices and Telecommunication Facilities in the State**

S.No.	Item	Unit	As on March	
			2008	2009
1.	Post Offices	Number	10318	10316
2.	Telephone Exchanges	Number	2335	2334
3.	Customer services centres	Number	284	284
4.	Working connection (All types)	Lakh Nos.	41.03	47.22
5.	Public Call Offices	Number	98029	94683
	(i) Local PCO	Number	7678	6996
	(ii) STD / PCO	Number	55454	48449
	(iii) Village PT	Number	34897	39238
6.	New Services			
	(i) Internet Connections	Number	174744	195188
	(ii) ISDN Connections	Number	4874	5263
	(iii) Internet Dhabas	Number	196	189

\*\*\*\*\*

## 8. SOCIAL SECTOR DEVELOPMENT

Social Sector is the most important sector of any nation and any State. The act of making provisions for basic amenities and education and good health for all, especially the vulnerable communities like women, adolescents and children is the most significant mandate of the State. In this direction, Rajasthan had made commendable progress in the recent years.

### EDUCATION

According to the data of census 2001, Rajasthan has recorded a literacy rate of 60.41 percent, which is quite significant as it was only 38.55 percent in 1991. Thus Rajasthan has registered a net increase of 21.85 percent in literacy rate during decade 1991-2001. The male literacy rate is 75.70 percent in the State, which has surpassed the National Male Literacy Rate of 75.26 percent while, the female literacy rate of the State has gone up to 43.85 percent as against 20.44 percent in 1991, thus an increase of more than double during the decade 1991-2001 has been recorded. The state was awarded with the 'Decade Literacy Award' and 'Decade Female Literacy Award' for outstanding achievement on International Literacy Day-2001.

The State Government has been making concerted efforts for improving the social and economic status of the people in the State. Efforts are being made to bring larger number of children to schools and reduce the drop-out rate. Further, the State Government endeavours to achieve the objective of total literacy through various programmes/schemes.

### Elementary Education

In elementary education, the State has achieved a noticeable progress over the last decade. There are 51,525 Primary Schools (PS) with 2,33,643 teachers and 54,151 Upper Primary Schools (UPS) with 2,21,873 teachers wherein the total enrollment is 127.99 lakh.

Under the National Education Policy, priority has been given to universalisation of elementary education. A centrally sponsored scheme 'Sarva Shiksha Abhiyan' is being implemented in the State to provide education to children in the age group of 6-14 years. This also includes activities to bridge social, regional and gender gaps with the help of public participation in school management.

In view of achieving the goal of cent percent enrollment and retention of children in schools in the age group of 6-14 years, a Child Tracking



System has been introduced. Under the Mid-day Meal Scheme, a lot of students are being benefited.

The Shiksha Karmi Project aims at Universalisation of Education in remote and socio-economically backward villages where the existing primary education set up is inadequate. Under this project, 3,645 day schools (PS/UPS) are functioning in 3,645 villages of 148 blocks covering 32 districts with 4,373 Shiksha Karmi (teachers) are working.

Measures taken to promote Girls Education:

- In all, 200 Kasturba Gandhi Balika Vidyalayas (KGBV) are functioning and providing residential facilities to girls belonging to marginalized sections. Under this programme 15,155 girls are studying.
- Free Computer Education for girls is being provided.
- For all SC/ST Girls or who pass out of class VIII from KGBV and such all girls who are enrolled in class IX, a sum of Rs. 3,000 is deposited in her name and she would be entitled to withdraw it on attaining the age of 18 years.
- A Transport Voucher Scheme has been introduced for girls travelling distances more than 5 km to reach the schools. 22,781 girls have been benefited under this scheme during 2009-10.
- Ladies bicycles are being provided to all girl students travelling to school at a distance of 2 to 5 km and studying in class X. Under this scheme, 41,053 girls have been benefited during 2009-10.
- Bridge Courses of six months duration are being run for girls and efforts are on to mainstream them.
- A special scheme has also been introduced for the disabled girls studying in IX-XII classes. Centrally Sponsored Scheme Inclusive Education of the Disabled at the Secondary Stage (IEDSS) aims to enable all students with disabilities completing eight years of elementary schooling, an opportunity to complete four years of secondary schooling in an inclusive and enabling environment.
- A scheme called 'Aapki Beti Scheme' has been introduced for girls belonging to BPL families whose one or both parents have died. Under this scheme, scholarships of Rs. 1,100 and Rs. 1,500 are being provided to girls studying upto VIII and IX-XII classes respectively.

- To promote Girls Education in the State 'Gargi Award' is being provided. Under this scheme, an incentive amount of Rs. 1,500 per year is being given to each girl who secures 75 percent or more marks in class X and XII and highest marks in VIII Board Examination at every Panchayat Samiti as well as at District Headquarter for continuing their study in next class. This incentive is provided for regular students for two years, who continue their study.

### **Secondary Education**

Secondary education is a vital link between elementary and higher education in the educational system. This is a stage where the students are to be equipped for self-employment/employment. To meet this objective, GoI has introduced Rashtriya Madhyamik Shiksha Abhiyan. At present, 11,606 Secondary and 6,010 Senior Secondary schools are running in the State, out of which 6,231 Secondary and 3,108 Senior Secondary schools are in the government sector wherein 25.01 lakh students including 8.73 lakh girls are studying.

The following measures have also been initiated for improving the quality of education:

- A scheme has been launched for encouraging Public-Private Partnership in school education.
- For assessment of teacher's performance, monitoring indicators have been introduced.
- For computer education, district computer labs have been set up in each district.
- Information & Communication Technology (ICT) Project is introduced in 2,000 more schools in the year 2009-10.
- State Institute of Education Management and Training (SIEMAT) has been established at Goner (Jaipur) for imparting training to officials of Education Department associated with educational management.

The State Open School has also been setup for catering to the educational needs of the students who cannot attend regular school. Under this, about 1,07,082 students have been registered upto the last year. 36,750 students have been registered in the current year. Out of the old registered students, 36,511 have passed the examination.

## **Total Literacy Campaign**

The main objective of the Literacy and Continuing Education is to impart functional literacy with due emphasis on national integration, family welfare, health care and eradication of social evils like child marriage, dowry etc. Total Literacy Campaign has been adopted as the dominant strategy since the year 1990 to give it a shape of public campaign, efforts are being made to involve all classes of the society and other social agencies, like youth clubs, voluntary organizations, teachers, educational institutions & PRI members.

It is a time bound, voluntary and dedicated programme, which has been implemented in three phases. In the first phase, illiterates are identified through area survey, thereafter illiterates in the age group of 15-35 years are enrolled for Total Literacy Campaign (TLC). Three primers in local language are taught for about 200 teaching hours to provide them with basic literacy knowledge. On completion of the first phase, it is expected that learners would have gained skill to read and write in their own language and do simple mathematics. Thereafter, the Post Literacy Programme (PLP) of second phase starts wherein the neo-literates are made to put acquired skill into practice and to increase the knowledge gained during the previous stage. The duration of this programme is about one year. Drop-out learners and the illiterates, who could not attend the TLC programme, participate in the residual illiterate programme. In the last and third phase, in the Continuing Education (CE,) the learners are provided facilities of upgrading their skills through the following programmes:

- Programme for Residual Illiterates
- Equivalency Programme
- Income Generating Programme
- Quality of Life Improvement Programme
- Individual Interest Promotion Programme
- Future-oriented Programme

Under the Total Literacy and CE Programmes, approximately 90.70 lakh illiterates have been identified. Out of these, 80.57 lakh have been enrolled. Amongst the total enrolled persons, 53.78 lakh are female, 15.86 lakh scheduled castes and 15.84 lakh scheduled tribes. So far, 65.37 lakh persons have been made neo literate.

For the rest illiterate women in the state, a special plan has been introduced to educate these women through special literacy camps.

Under the State Plan, the budget provision of 395.00 lakh has been made for 1,875 camps in the year 2009-10. Upto December, 2009, 1,644 Camps have been organised & Rs. 183.65 lakh has been spent.

Mahila Shikshan Vihar has been sanctioned in Jalore and Jhalwar districts. Against the budget provision of Rs. 55.00 lakh, 22.88 lakh have been spent on the programme by the end of December, 2009.

A Centrally Sponsored scheme called, 'Sakshar Bharat' has been declared on 8 September, 2009 with the aim to further accentuate Adult Education, especially of women who have lost the opportunity of formal education. The share of funding between Central and State Government will be in the ratio of 75:25.

For the empowerment of women, 199 vocational training camps have been organized upto December, 2009.

### **Higher Education**

The Department of Higher Education manages the general education (non-professional) in colleges and Universities. There is one college per 77,000 people in the country as a whole, while in the state it is one college per 54,750 of the state population. An attempt is being made in the State to transform the present scenario of higher education and improve its quality to make it more broad based. Higher education for women is also given equal importance. Students are given the opportunity to avail higher education through Universities / Deemed universities in the state.

There are 1,032 colleges in the state at present, out of these, 126 are government colleges, 15 government law colleges, 71 Aided colleges, 808 private colleges, 9 institutes running under SFS and 3 colleges are running under PPP mode. About 4 lakh students are getting the benefit of higher education in these colleges. A total of 8.50 lakh students are pursuing higher studies in Universities and their affiliated collages.

Higher education is available in remote areas, tribal belts and small towns also. Higher education is easily accessible for socially and economically backward sections of the society.

To increase the coverage of higher education in 2009-10, 76 new sections have been sanctioned in Science, Commerce and Arts faculties for the benefit of about 7,500 students. The strength of sanctioned faculty has been increased and extra seats have also made available for deaf and dumb students in government colleges.

For the skill development of students and to provide employment opportunity to them, Youth Development Centers have been established in 126 government colleges. Every college has been allotted a budget of Rs. 1 lakh for this purpose. These centers will provide training of 20 hours in required syllabus to each final year graduate student.

An amount of Rs. 4 crore has been allotted to the Arts and Home Science faculty in government colleges to upgrade their laboratories with the latest equipment. During the year 2009-10, Science faculty in 11 colleges and Commerce faculty in 3 colleges have been started. For government colleges, sanctions have been granted for opening of 10 undergraduate and post graduate courses.

To make elementary computer education more effective, the computer labs of government colleges are being modernized.

### **Technical Education**

**Polytechnic :** Keeping in view the need for vocational/technical courses, focus has been laid on promoting polytechnic colleges with special emphasis on women. At present, 26 government polytechnic colleges including 7 women polytechnic colleges with an intake of 4,540 students are functioning in the public sector. Government aided polytechnic college Vidya Bhawan Rural Institute, Udaipur with intake of 190 students is functioning. Besides these, 16 private polytechnic colleges with intake of 4,740 students are also functioning. Public-Private-Partnership initiatives have been taken-up to strengthen and expand technical education in the State. 28 polytechnic colleges with intake of 6,680 students are also functioning in PPP mode. During the year 2009-10 under the technical education (polytechnic) an amount of Rs. 1,270.96 lakh has been spent upto December, 2009 on various schemes.

**Industrial Training Institute (ITI):** At present, 134 ITIs (including eight for women) with 20,036 seats in the public sector and 712 ITIs with 80,792 seats in the private sector are functioning in the State which is providing vocational training in engineering courses and non-engineering courses of 1-3 years duration. During the year 2009-10, Rs. 391.77 lakh have been spent on various schemes of ITI upto December, 2009.

### **Medical Education**

There are nine Medical Colleges in Rajasthan; seven in the Government and two in the private sector. These Medical Colleges have an annual admission capacity of 1,050 graduate and 368 post graduate students in different specialties. Similarly, eleven Dental Colleges; one in the

government and ten in the private sector are also functional in the State. These Dental Colleges have an annual admission capacity of 1,000 students. The hospitals associated with these Medical Colleges are playing a vital role in patient care both for in-door and out-door patients and cater to the medical/health care needs of a large segment of the population.

Details of Institutions for Medical Education are as under:

Course	Number of Institutions (2009-10)		
	(Number)		
	Institutions		
	Govt.	Private	Total
Medical College	7	2	9
Dental College	1	10	11
B-Pharmacy	-	42	42
D-Pharmacy	1	28	29
M-Pharmacy	-	5	5

### Sanskrit Education

Sanskrit language is an emblem of our rich and prosperous cultural heritage. The Directorate of Sanskrit Education was established in the year 1958 with the responsibility of expanding and spreading Sanskrit language in the State. Presently, 10 Acharya, 18 Shastri, 117 Varisth Upadhyay, 63 Praveshika, 1,286 upper primary and 10 primary schools are functioning to provide Sanskrit education wherein 1.73 lakh students are studying.

### MEDICAL AND HEALTH

Human capital, as characterized by good education and good health, is an important determinant of economic growth. Health finds predominant place in three of the eight "Millennium Development Goals" of the UN. Health is the most important social service sector having direct correlation with the welfare of human being. The State is committed to control and eradicate communicable and other diseases and providing curative and preventive services to the people. Medical and health services are being provided in the State through a network of government as well as private institutions at various levels. The State Government is focusing on the medical sector to promote health status of the people of the State especially for the weaker sections of the society. A number of

initiatives have been taken to bring them into the mainstream. The Position of government allopathic medical institutions at the end of December, 2009 are shown in the table given below:

### **Allopathic Medical Institutions**

<b>Institution</b>	<b>Number (As on 31<sup>st</sup> Dec.09 )</b>
1. Hospitals	127
2. Dispensaries	199
3. Primary Health Centres (PHCs) – Rural	1,504
4. Primary Health Centres – Urban	37
5. Community Health Centres (CHCs)	368
6. Maternity and Child Welfare Centres	118
7. Aid Posts (Urban)	13
8. Sub-Health Centres (SHCs)	11,487
9. In-patient Beds	43,864

During the year 2009-10, the following sanctions have been issued:

- Construction of 537 sub health centers buildings.
- Upgradation of PHC Mandawari (Dausa) in CHC.
- Opening of PHC at Jaitan (Salumbar), Udaipur.
- Increase of bed capacity of; PHC Tijara (Alwar) to 50 beds from 30 beds, Bhiwadi (Alwar) to 50 beds from 40 beds and Hindauncity (Karauli) to 100 beds from 75 beds.
- 2,500 ANMs on contract.
- Creation of the post of Medical Officers for the Medical Institutions situated on National Highways.
- Creation of posts for providing qualitative and emergency services at; Intensive Care Units in 9 district Hospitals, Trauma unit in 18 districts, Rehabilitation Centre in 18 districts and 24 burn units.

- Creation of posts for providing 24 hour emergency and ICU services at; Government hospital Kanwatia & Jaipurira (Jaipur) and Satellite hospital, Pawta (Jodhpur).
- Creation of posts for strengthening of Government Drug Testing Laboratory and drug control Unit at head quarter.

**Chief Minister's BPL Jeevan Raksha Kosh** scheme provides free treatment and assistance to the indoor & outdoor patients belonging to the BPL families, State BPL families, Astha card holders and those suffering from HIV/AIDS. During the year 2009-10 upto December 2009 an amount of Rs. 38.68 crore has been given as advance to various medical institutions. Under this scheme an amount of Rs 15.69 crore has been spent for the benefit of 19.94 lakh patients.

The World Bank assisted 'Rajasthan Health System Development Project' is being implemented from 21.7.2004 for the period of 5 years in the State. During the year 2009-10 upto December, 2009 an amount of Rs. 35.49 crore has been spent. Under this project, an expenditure of a total amount of Rs. 316.97 crore has been incurred so far.

During the year 2009-10 upto December, 2009, 918 new leprosy cases were detected and 842 patients were cured under the Leprosy Eradication Programme. Under the 'National TB Eradication Programme', about 84,439 new cases were detected against the target of 99,879 cases. Under the Blindness Eradication Programme, about 1,32,854 eye operations were performed against the target of 3 lakh eye operations and 499 eye camps were organised. Under the Malaria Eradication Programme, about 76.12 lakh blood slides were collected and examined against the target of 68.81 lakh. Under the 'National AIDS Control Programme'. During the year 2009-10 upto December, 2009 blood samples of 3,09,813 persons was tested at Integrated Counseling and Testing Centers of which 5,757 cases were found to be HIV positive.

### **Ayurved and Other Systems of Medicine**

The Department of Ayurved has been working in the State since 1950. At present, there are 3,679 Ayurvedic, 179 Homeopathic, 105 Unani and 6 Yoga & Naturopathy hospitals and dispensaries in the State. The State Government has recognized the merits of each of the Indian Systems of Medicine and attempts to promote them as a viable system of medicines for health care needs of our people.



At present, 3,969 Ayurved/other hospitals/dispensaries including 14 mobile units are functioning in the State as depicted in the table below:

**Position of Ayurved and other Institutions**

Name of system	District Hospital (bedded)	Hospital (bedded)					Dispensary		Mobile Unit	Grand Total
		Rural		Urban			Rural	Urban		
		Urban	Rural	Urban	Rural	Urban				
1. Ayurved	18	34	54	3373	186	14	3679			
2. Homeo-Pathy	-	-	2	65	112	-	179			
3. Unani	-	-	3	50	52	-	105			
4. Naturo-Pathy	-	-	3	1	2	-	6			

In the year 2009-10, following are the additional activities:

- 10 Indoor medical camps of 10 days duration have been organised upto December, 2009.
- Office of the Dy. Director ayurved at Bharatpur and district ayurved officer at Pratapgarh have been established.
- Construction of Ayush Bhawan at Jaipur has been sanctioned.

**Employees' State Insurance Scheme (ESI)**

Employees' State Insurance Scheme is a social security scheme which is functioning in the State since 1956 with the objective to provide free medical facilities to the insured persons and their family members with salaries is upto the limit of Rs. 10,000 per month and working in industrial and commercial institutions. Under the Employees State Insurance Scheme, one model hospital at Jaipur, four hospitals (one each at Kota, Jodhpur, Bhilwara and Pali), 63 full time dispensaries and 8 part time dispensaries are functioning in the State wherein about 4.60 lakh insured persons are being benefited. To provide free medical facilities of Indian medical system, ayurvedic and homeopathic doctors are providing their services at ESI Model hospital, Jaipur. Super Specialty Services has been provided w.e.f. 1<sup>st</sup> August 2008 under which cent percent expenditure is borne by ESI Corporation. Apart from the medical aid to labourers, the Employee State Insurance Scheme is also undertaking other programmes such as Family Welfare and Immunisation activities.

## FAMILY WELFARE

Population control and family welfare programmes are being implemented with objectives of population stabilization and reduction in maternal and child deaths. Rajasthan recorded a high decadal population growth rate of 28.41 percent during 1991-2001.

At present the Maternal Mortality Ratio of the State is 388 per lakh live births (SRS 2004-06) and Infant Mortality Rate is 63 per thousand live births (SRS 2008) in the State.

RCH-II Programme has been launched to improve the coverage, reach and quality of services. Special efforts have been made for addressing the problems of early marriage age, promoting institutional deliveries and adverse sex ratio.

During the year 2009-10 upto December, 2009, about 2.14 lakh sterilisation operations has been performed and 3.32 lakh IUDs were inserted. Besides this, 9.82 lakh users of Oral Pills (OP) and 11.49 lakh CC users have been given services. The innovative scheme of Jan Mangal couple Yojana is being implemented with the objective of community based distribution of contraceptive to achieve population stabilisation and to reduce IMR and MMR. Presently, 38,372 trained Jan Mangal couples are working. During the year 2009-10 upto December, 2009, 6,802 meetings were organized.

In order to reduce Infant Mortality Rate and to provide safeguards to infants and pregnant women against serious diseases, an intensive Immunisation Programme is in operation in the State.

Progress during the year 2009-10 is given in the table below:

### Progress under Immunisation Programme, 2009-10

Items	Unit	Target	Achievements (upto Dec., 09)
1. DPT Inoculations	Lakh No.	17.50	11.49
2. BCG Inoculations	Lakh No.	17.50	12.88
3. Measles Inoculations	Lakh No.	17.50	11.35
4. Tetanus (PW) Injections	Lakh No.	20.64	13.04
5. OPV	Lakh No.	17.50	11.42

Pulse Polio Immunization Campaigns are being conducted regularly as a National programme to attain the National goal of complete eradication of Polio. Special Pulse Polio campaigns were conducted at Sub-National Immunization Days (SNID). Progress is given as under:

### Progress under Pulse Polio Campaign

Round	Date	Estimated number of children in the target age group (Lakh Nos.)	Number of children benefited	Percent
SNID	5.4.2009	10.35	10.36	100.10
	24.5.2009	10.35	10.05	97.10
Urs Ajmer	14.6.2009	2.00	2.28	114.00
SNID	28.6.2009	10.35	10.34	99.90
	9.8.2009	10.35	10.17	98.26
	13.9.2009	10.35	10.35	100.00
	8.11.2009	10.35	10.31	99.61
	13.12.2009	18.05	18.23	101.00

### Achievements under National Rural Health Mission

The National Rural Health Mission (NRHM) is a national effort at ensuring provision of effective healthcare through a range of interventions at individual, household, community, and critically at the health system levels. The National Rural Health Mission (NRHM) seeks to provide effective health care to the poor, the vulnerable and marginalized sections of society throughout the country. The duration of the Mission is for seven years (2005-2012). Activities in the State carried under NRHM are as follows:

1. Activities under RCH-II
2. Additionalities under NRHM
3. Action Plan for Routine Immunisation

For the first time in 2009-10, four comprehensive volumes of the State Programme Implementation Plan (PIP) has been prepared that includes the District PIPs (for 33 districts) and Block PIPs (of 237 blocks). Against the PIP size of Rs. 1010.03 crore for financial year 2009-10, an expenditure of Rs. 691 crore has been incurred in year 2009-10 upto the month of December, 2009.

The present status of the various schemes are as follows:

**Dhanvantari Ambulance Yojana :** The whole conception of this scheme is based on the golden hour which is the 1<sup>st</sup> hour in any emergency as life can be saved if an emergency is properly taken care of in this hour. Any person in need of emergency help can dial a toll free number 108. The ambulance reaches the site and rushes the victim to the nearest hospital. During the trip, the victim is provided pre-hospital care. From April 1, 2009 to December 31, 2009, 1,36,186 emergencies has been taken care of by 164 ambulances running across the state under this Yojana.

**Rajiv Gandhi Medical Mobile Units:** There are many areas in the State, especially the tribal, the desert, which are inaccessible areas of the districts where basic health care infrastructure is not within the reach of poor especially the women and children. To overcome this problem, Rajiv Gandhi Rural Mobile Medical Unit (MMU) was launched throughout the state. 52 (12+40) MMUs are proposed to be deployed by the end of 2009-10. Till date, 26 Units of Staff Vehicles and 25 diagnostic vehicles have been handed over to CM&HOs. Around 2.5 lakh patients have been benefitted so far through 1,800 camps organized by these MMUs.

**5 litres Deshi Ghee Scheme:** This is a State Government scheme implemented in all districts from March 01, 2009. From April 1, 2009 to December 31, 2009, 14,196 ghee coupons of 5 litres each of 'Saras Deshi Ghee' have been issued to BPL women having first deliveries.

**Strengthening the infrastructure at various levels of health service delivery:** Institutional strengthening has been a major head under NRHM. Construction works of 181 CHC buildings, 303 PHC buildings and 541 sub-centres have been completed till Dec 2009. Besides this, 1,782 residential quarters at 340 CHCs and 222 quarters at 107 PHCs have also been completed. The extension of wards and Facility Based Newborn Care(FBNC) units/Malnutrition Treatment Corners(MTCs) in 20 district hospitals and works for 21 JSY maternity wards at CHCs has been completed.

**Human Resource Development :**The State Programme Management Unit, District Programme Management Units and Block Programme Management Units have been set up for effective management of NRHM activities at State, district and block levels under which around 3,000 posts have been created.

**Institutional deliveries and Janani Suraksha Yojana:** In this financial year, 8,90,030 Institutional deliveries have been conducted in the State

against the expected deliveries of 18,57,780 upto December, 2009. The percentage institutional deliveries have always shown an increasing trend. The period of stay has improved significantly with substantial institutional quality improvement measures. One of the major schemes under NRHM is Janani Suraksha Yojana (JSY), which has been launched in all districts of the State to provide cash incentives to the mothers of rural as well as urban areas after delivery. 7.52 lakh mothers have been registered under this scheme upto December, 2009.

**Selection and Training of ASHA-Sahyoginis:** One of the major components of the mission is to appoint one community based female worker in every 1,000 population to work as a bridge between the community & health services. Such worker is called ASHA. In Rajasthan this scheme has subsumed with Sahyogini programme of DWCD. Upto December, 2009, against 46,882 ASHAs, 43,496 ASHAs have been deployed and 33,285 ASHA-Sahyoginis have been trained in the entire State for creating awareness on health issues in the community. In all, 32,229 ASHAs have been equipped with drug kits.

**Village Health and Sanitation Committee (VHSCs):** Village Health & Sanitation Committees are the first step towards communitisation of health care services and for making health a people's movement. VHSCs have been constituted in 40,678 villages under the chairpersonship of Janpratinidhi- elected member of Panchayat. The other members of the committee are ASHA Sahyogini, Anganwadi Worker, ANMs and Representatives from SHGs, NGOs and MSS etc. Village Health Plans have been developed for each Revenue Village.

**Routine Immunisation:** To enhance Immunisation Coverage, Mother & Child Health and Nutrition (MCHN) days are being held regularly as an essential component of Routine Immunisation. Special drives are held in the State to cover the un-reached population not covered during the routine immunisation days. In the year 2009-10, 10,84,931 children have been immunised against a target of 17,50,800 upto the month of December 2009. Besides, 13,03,812 pregnant women received the TT injection. 4,93,739 MCHN sessions were held in 2009-10 upto December, 2009.

**Child Health:** 7,791 health functionaries have been trained in 326 trainings under Integrated Management of Neonatal and Childhood Illnesses (IMNCI) programme. It is planned to make 35 Facility Based Newborn Care (FBNC) Units functional in the State (at present 29 functional). 38 Malnutrition Treatment Corners (MTCs) are being set up in the State (29 already functional) to handle malnutrition in children who are underweight. 57 Yashodas for taking care of new born at CHC/ Sub division hospitals and District Hospitals are in place in 3 districts

(Alwar, Bharatpur and Dausa). In 2009-10, this programme has been upscaled in all districts.

**Increasing access to First Referral Units (FRUs):** 237 CHCs have been selected to be operationalised as First Referral Units (FRUs). At present there are 102 functional FRUs. Blood Storage Units (BSU) have been established at all FRUs. Equipments required for these 237 FRUs have been procured.

**Operationalization of PHCs to provide 24x7 services:** 750 PHCs have been identified to provide 24x7 Basic Emergency Obstetric Care (BEmOC) services. Provisions for minor repair/renovations of labor room, female ward, toilets and laboratory, are being made for these identified institutions.

**Mainstreaming AYUSH** (Ayurveda, Yoga, Unani, Siddha and Homeopathic): NRHM envisages convergence with AYUSH to provide different health systems under one roof. It is proposed that NRHM builds adequate training modules and integrate AYUSH into the other activities like Alternate Vaccine Delivery, supervision of MCHN sessions, RCH Camps, National programmes and training of field level functionaries etc. so that this manpower is fully utilized. Under AYUSH mainstreaming, 309 Ayurved Department dispensaries have been co-located with PHC/CHC under one-roof scheme. 1,042 AYUSH doctors including 34 District AYUSH Coordinators have been given appointment. Besides this, 589 paramedical staff have also been appointed.

**Swasthya Chetna Yatra:** This Health Awareness Campaigns aims to create awareness on various ongoing Health Schemes. Under this campaign, mobile health units were fabricated as Rathes and taken around the district. Free Health Checkup Camps are organized. This year, the Swasthya Chetna Yatra was launched by the Hon'ble Union Health Minister on September 15, 2009 which was concluded on October 15, 2009 in the State. In this one month intensive drive of health awareness campaign, 8,909 Health Camps were organized benefiting 33.97 lakh patients in the State.

**Gram Swasthya Yojana:** Gram Swasthya Yojana has been launched with a view to involve PRI in the Health sector schemes, awards are being given to Gram Panchayats for achieving the targets.

**Swasthya Mitra Yojana:** Under this scheme, 2 children are selected in each school to give health messages and Rs. 50 is given as Cash Incentive to each student. The scheme includes writing of Health Awareness Slogan in villages through School Children and distribution of IEC material.

**Untied Fund:** To increase functional, financial and administrative resources of the Sub-center, Primary Health Centre, Community Health Centre and District Hospital, untied fund of Rs. 1,095.10 lakh has been disbursed in the year 2009-10.

**Urban RCH Programme :** Urban RCH activities are operational in 8 districts of Rajasthan with 33 functional Urban Health Centres in the identified slums.

**Model Sub-centres :** It is planned to be make 3,000 model sub-centers functional by the year 2009-10. 957 model sub-centres have been completed and handed over till Dec 2009. For the strengthening of model sub-centres, an amount of Rs. 2.5 lakh has been allotted to each centre.

**Mother NGOs (MNGOs) Scheme :** 28 districts have been covered under this scheme with a total of 22 MNGOs selected in three phases. Besides this, under the Service NGO Scheme, NGOs with an established institutional base and delivery infrastructure are encouraged to complement the Public Health System in achieving the goals of the RCH programme.

**Adolescent Reproductive and Sexual Health :** Adolescent Friendly Health Services (AFHS) is being implemented in 12 districts of the State. Life Skills Education (LSE) has been introduced as a compulsory subject for 11<sup>th</sup> Std. in all Senior Schools affiliated with Board of Secondary Education. In order to promote good menstrual hygiene, social marketing of sanitary napkins is being implemented in 12 blocks of 4 identified districts of the State, in collaboration with Procter & Gamble. Counseling Sessions for adolescent girls are being held once in a month through ASHA Sahyoginis. 14,02,773 girls have attended 1,32,250 sessions upto December, 2009.

**Community Monitoring:** Activities of community monitoring are being carried out in 180 villages, 36 PHCs and 12 blocks of four districts in the State. Its implementation is being done through voluntary organizations.

**RCH Camps :** RCH Camps are being organized at remote PHCs of the district on bi-monthly basis. The budget for one camp is Rs. 10,000/- in all 582 camps have been organized under the scheme till December, 2009 against the target of 816.

**Skilled Birth Attendants (SBA) Training :** SBA training is being conducted for 21 days in District Hospital, Labour rooms under the guidance of MO. Till now, 4,129 ANMs/Staff nurses/LHV have been trained.

**Dai Training :** Dai Training under RCH Programme is directed towards improving delivery services in rural areas in all 33 districts. In all, 37,427 dais have been trained in last 3 years.

**Clinical Trainings :** Capacity building at various levels is done through regular training and exposure of Medical Officers, LHV, ANM and various specialists according to the needs as well as upgradation of their skills.

**Status of Implementation of PCPNDT Act in Rajasthan:** 1,571 centres has been registered under PCPNDT Act. Inspections have been done during this year by the Appropriate Authorities and registrations have been suspended/cancelled.

## WATER SUPPLY

The State government is implementing a number of schemes for providing potable water both in rural and urban areas although the problem of clean and safe water in the State is very complex due to geographical diversities and limited availability of both ground and surface water.

**Rural Water Supply:** Due to vigorous efforts of the State Government, water problem is being solved gradually. The present status of villages/habitations covered with drinking water facility is as under:

<b>Main Habitation (Villages)</b>	<b>Unit</b>	<b>Total</b>	<b>Covered upto December, 2009</b>
	Number	39,753	39,739

During the financial year 2009-10, 1,708 Villages/habitations are to be targeted to be benefited from water supply against which 76 villages/habitations and 1,740 partially benefited villages/dhanies totaling to 1,816 have been benefited upto December, 2009. Besides this drinking water facilities have been made available to 488 SC/ST basties.

**Urban Water Supply:** Supply of safe drinking water to urban population is the top priority of the State Government. All the 222 towns of the State have been benefited by this. A number of water supply projects are underway in the State.

## URBAN DEVELOPMENT

**Rajasthan Housing Board:** Housing is a basic requirement of every individual as it provides economic status and security in the society. It also measures the economic well being of the people. For this purpose



the Rajasthan Housing Board as an autonomous body was established on 18<sup>th</sup> April, 1970. Rajasthan Housing Board is functioning to provide houses for economically weaker sections and the people of low, middle and high income groups.

The activities of the Rajasthan Housing Board are given in the following table:

Activities	Unit	2009-10	
		Target	Achievement (up to Dec.,2009)
1	2	4	5
1. New houses to be taken up for construction	Number	11,317	4,684
2. Houses to be completed	Number	6,967	2,888
3. Houses to be allotted	Number	8,302	5,422
4. Possession to be given	Number	9,021	2,783
5. Work Expenditure	Crore Rs.	435.00	236.59
6. Revenue Recovery	Crore Rs.	565.00	381.13

An unique scheme for the economically weaker sections of the State called 'Gharonda' was launched in the year 2004-05 in 13 cities/towns which was further extended to 45 more cities/towns. Upto March, 2009, 6,480 units were taken up for construction, out of which 5,954 units were completed; 5,857 allotted of which 3,934 units were given for possession to eligible persons.

Due to the shortage of land in urban areas, the Board has launched a multistoried scheme for urban poor namely 'DWARAKAPURI' in 2005 under which, a total of 4,092 flats are to be constructed in Pratapnagar Sanganer. Each flat has a super built-up area of 34.45 sqm. Looking at the over-whelming response, this scheme has also been taken up in Jodhpur, Udaipur and Kota districts wherein 864, 192 and 120 flats respectively are to be constructed.

**Town Planning:** Under Town Planning, master plans of 64 towns have been prepared out of 184 which cover 75 percent urban population of the State. Town Planning is a nodal department for implementation of the centrally sponsored schemes- National Urban Information System (NUIS) and Infrastructure Development Scheme for Small and Medium Towns known as Integrated Development of Small and Medium Towns (IDSMT).

**Schemes run by the Department of Local Self Government:** The Department of Local Self Government is implementing the following programmes/activities:

**Swarna Jayanti Shahari Rojgar Yojana(SJSRY):** This programme was launched on 1.12.1997 to provide gainful employment to the urban unemployed or underemployed through the setting up of self-employment ventures or provision of wage employment. To overcome the difficulties faced, the guideline of the scheme has been revised by GoI. The objectives of the revised guidelines of SJSRY are as follows :

- Addressing urban poverty alleviation through gainful employment to the urban unemployed or under employed poor by encouraging support for their sustainability; or to undertake wage employment;
- Supporting skill development and training programmes to enable the urban poor to have access to employment opportunities opened up by the market or undertake self-employment; and
- Empowering the community to tackle the issues of urban poverty through suitable self-managed community structures like Neighbourhood Groups (NHGs), Neighbourhood Communities (NHCs), Community Development Society (CDS) etc.

SJSRY will have five major components, namely-

1. Urban Self Employment Programme (USEP)
2. Urban Women Self employment programme(UWSP)
3. Skill Training for Employment Promotion amongst Urban Poor (STEP-UP)
4. Urban Wage Employment Programme (UWEP)
5. Urban Community Development Network (UCDN)

Under Urban Self Employment Programme (USEP), 1,945 persons were benefited and 2,855 persons were trained under Skill Development training during the year 2009-10 upto December, 2009.

**Shahari Jan Sahbhagi Yojana (SJSY) :** This scheme was launched on 8 December, 2004, which has two major components viz. General Awareness and Development Works. General public awareness is generated through organizing camps, seminars and workshops regarding beautification of city wards, sanitation, public health, vaccination, door to door waste collection, environment improvement through plantation and maintenance of plants and preparation of plan for Ward development. NGOs, VOs, prominent citizens, Mohalla Committees and

ward members are involved for this purpose. In this scheme, 999 works worth Rs. 126.22 crore have been sanctioned in the last five years, out of which 380 works have been completed and 619 works are in progress.

**JawaharLal Nehru National Urban Renewal Mission (JNNURM):** This Mission has been launched by the Central Government with an objective to provide basic services to the urban poor by creation of infrastructure facilities. Jaipur has been selected by the Central Government under million plus population city as State capital and Ajmer-Pushkar, under the criteria of cities less than 1 million population. In this scheme 50 percent subsidy for Jaipur City & 80 percent subsidy for Ajmer & Pushkar city is provided by GoI. In these cities for development, urban infrastructure and poverty alleviation, 16 projects worth of Rs 1567.30 crore has been sanctioned by GoI till now. In this scheme Rs. 462.33 crore has been released by GoI. The sanctioned works are in progress.

**Urban Infrastructure Development Scheme for Small & Medium Towns (UIDSSMT):** The Central Government has launched this scheme with an objective to provide basic infrastructure facilities in the small and medium towns. This scheme is applicable to all cities/towns as per 2001 census except cities/towns selected under JNNURM. The sharing of funds is in the ratio of 80:10 between the Central Government and the State Government, remaining 10 percent share is borne by the concerned ULB.

The Rajasthan Urban Infrastructure Finance Development Corporation Ltd. (RUIFDCO) has been identified as the nodal agency for implementing this scheme in the State. Government of India has sanctioned 38 various projects in 35 cities worth of Rs. 609.53 crore and has provided Rs. 319.66 crore to ULBs. The sanctioned works are in progress.

**Integrated Housing & Slum Development Programme (IHSDP):** The basic objective of this scheme is to provide adequate shelter and basic infrastructure facilities to the slum dwellers of the identified urban areas. The scheme is applicable to all cities/towns except cities/towns covered under JNNURM. Allocation of funds among the states is made on the basis of slum population. 80 percent funds are provided by the Central Government, 20 percent is contributed by the State Government/ULBs/beneficiary. Under this, works amounting to Rs. 480.61 crore have been approved by the Government of India for 37 projects of 35 cities, out of which, Rs. 175.55 crore has been released by GoI. The sanctioned works are in progress.

**Heritage Conservation and Development Plan:** 31 cities of heritage and tourism importance are selected for heritage conservation & development. In this scheme, various development activities like: link

roads, dividers, signages, parking lots, and development of surrounding areas of heritage sights are being taken up. Under this, 311 works have been sanctioned till now, of which 245 works have been completed and remaining works are in progress.

**Rajiv Awas Yojana:** Under this scheme, at the State level a work plan is being prepared to free cities and towns of slums in the State in the coming years. Detailed guidelines have been issued for the survey.

## **SOCIAL JUSTICE AND EMPOWERMENT**

The State Government is focusing on all-round development and upliftment of the weak and deprived sections of the society. For achieving this objective, the following schemes are being implemented in the State:

**Women Hostels:** Under this, 7 Girls hostels with a capacity of 75 each have been opened for SC/ST college going girls at each Divisional head quarters. Under this scheme, expenditure of an amount of Rs 43.80 lakh has been incurred in the year during the year 2009-10 upto December 2009.

**Scholarships:** Post-Matric scholarships are being provided to the SC, ST and OBC students and Pre-Matric Scholarship to the students whose parents are engaged in unclean occupations. Merit-cum-means based and Post-Matric Scholarships are being provided to the students of minority community. During the year 2009-10 upto December 2009 an amount of Rs. 4,186.16 lakh has been disbursed as scholarship to 38,302 students.

**Free residential school for children belonging to vulnerable families involved in begging and other un-toward activities:** A residential school has been opened in Kota district to provide free residential facility for the children belonging to vulnerable families involved in begging and other un-toward activities. Under this, education, meal, residence and other necessities are being provided free of cost. During the year 2009-10, an amount of Rs. 43.19 lakh has been spent on this scheme upto December 2009.

**Residential Schools for Cattlemen's Children:** For the children who are out of schools due to migration of cattlemen and the migration of family members (Raika, Rewari) due to drought conditions prevailing in the western Rajasthan, a residential school in Hariyali village of Jalore district has been constructed wherein free education, meal and residence facility along with other annuities is being provided to 213 children. Under this scheme, expenditure of an amount of Rs. 77.10 lakh has been incurred during the year 2009-10 upto December 2009. Based on its

encouraging results, 2 more residential schools are being constructed at Jhalawar and Sagwara (Dungarpur).

**Anupriti Yojana:** There is a provision of an incentive of Rs. one lakh per SC/ST candidate passing All India Civil Services examination, Rs. 45,000 to a candidate passing State Civil Services examination and Rs. 50,000 to a candidate getting admission in IITs, IIMs & National Level Medical College. Besides this, a provision of Rs. 10,000 per SC/ST candidate has been kept for the students securing 60 percent marks in their senior secondary examination and getting admission in government engineering/medical colleges. During the year 2009-10 upto December 2009, 322 candidates have been benefited by an amount of Rs. 97.87 lakh under this scheme.

**Vishwas Yojana:** To provide employment opportunity to disabled persons during the year 2009-10, the provision of subsidy amount has been increased from Rs. 10,000 to Rs. 15,000 and loan amount has been increased from Rs. 50,000 to 1,00,000 lakh. Under this, 510 disabled have been benefited with an amount of Rs. 66.50 lakh during the year 2009-10 upto December, 2009.

**Polio Correction Camps:** Polio correction camps are organized at different places. During the year 2009-10 upto December, 2009, 300 applicants have got benefitted by an amount of Rs. 45.00 lakh.

**Palanhar Yojana:** Under this, subsidy amounting to Rs. 500 per month and Rs. 675 per month after school admission is given to keeper of orphans and children whose parents have died or have been sentenced for a life term and also to one child of the dependent widow pensioners. Besides this, Rs. 2,000 has also been provided for clothes, shoes, etc. During the year 2009-10, 27,601 children have been benefited by an amount of Rs. 1271.12 lakh upto December, 2009.

**Widhwa Punarvivah Protsahan Yojana:** Under this scheme, on re-marriage of a widow Rs. 15,000 is given to her as gift. During the year 2009-10, an amount of Rs. 1.20 lakh has been spent on this scheme upto December, 2009.

**Swayam Siddha Yojana:** With a view to provide self employment to the widow, divorced and Nirashrit women, free training centers have been established at Divisional Headquarters. During the year 2009-10 an expenditure of Rs. 11.84 lakh has been incurred upto December, 2009 for the benefit of the 232 women.

**Sahyog Yojana:** Under this scheme, financial assistance of Rs. 10,000 is provided to all BPL families on the marriage of girls who have attained

18 years of age or more, in addition to this, an incentive of Rs. 5,000 to 10<sup>th</sup> (Secondary Education Board) pass & Rs.10,000 to graduate girls are being given on the occasion of their marriage. During the year 2009-10, 3,043 applicants have got benefited by an amount of Rs. 265.65 lakh upto December, 2009.

**Vishistha Shikshan Sanstha for deaf, dumb, and blind children:** This scheme is being implemented in all districts of the State wherein children are being benefited and an amount of Rs. 50.00 lakh has been incurred upto December, 2009 in 2009-10.

**Pannadhai Jeevan Amrit Yojana (Jan Shree Bima Yojana):** This scheme has been started w.e.f. 14<sup>th</sup> August 2006 through LIC and provides free life insurance coverage to head or earning member of BPL families. Apart from compensation due to death, scholarship to two children of insured persons who are studying in classes IX to XII are paid @ Rs. 100/- per month. During the period of 14.8.2006 to 31.12.2009 22,987 death claims have been settled with an amount of Rs. 71.63 crore and an amount of Rs. 28.95 crore has been disbursed as scholarship to 2,58,117 students.

**De-addiction programme:** De-addiction programme has been taken up through NGOs in the districts having this problem namely Kota, Baran and Jhalawar. This programme includes identification, counselling and treatment. Under this scheme, expenditure of an amount of Rs.10.06 Lakh has been incurred during the year 2009-10 upto December, 2009.

**Old Age Homes:** Under this scheme, old age homes are operational in selected districts. During the year 2009-10 an expenditure of the amount of Rs. 25.05 lakh has been incurred upto December, 2009.

Besides these, schemes namely Residential School for handicaps and children of SC/ST/OBC families, Hostels for children of SC/ST/nomad families, Chirayu Yojana, Day-care Centre, Old Age Pension Yojana, Dev Narayan Yojana, Establishment of Nari Niketan, etc. are functioning for the welfare of weaker sections.

### **Up-liftment of Scheduled Castes & Scheduled Tribes**

The Rajasthan Scheduled Castes and Scheduled Tribes Finance and Development Corporation limited is working for the upliftment of the Scheduled Castes, Scheduled Tribes, Saphai Karamcharies and physically challenged persons. The State Government is committed to safe-guard the economic and social interests of these classes through the

Corporation. The progress under various programmes is given in the following table:

**Progress of Scheme under Special Central Assistance**

			(Numbers)
<b>S. No.</b>	<b>Name of Scheme</b>	<b>Target (2009-10)</b>	<b>Achievements (2009-10 up to Dec.,2009)</b>
<b>(a) Banking Schemes</b>			
1.	Package of Programme (Urban)	9,050	3,882
2.	Package of Programme (Rural)	19,000	8,346
3.	Auto Rickshaw	20	1
4.	Improved Milch Cattles	2,500	1,337
5.	Individual Pump Sets	50	23
<b>(b) Non Banking Schemes</b>			
1.	Blasting of Wells	100	18
2.	Electrification of Wells	2,480	639
3.	Work-shed Plan	2,300	1,654
4.	Agriculture Equipments	2,500	757
5.	Land allocation	35	-
6.	Skill development & Training	6,000	1,809
7.	Schemes of National Corporation (NSFDC, NSKFDC, NHFDC)	900	16
<b>(c) Infrastructural facilities</b>			
1.	Construction of anicut, etc.	65	73
<b>Total</b>		<b>45,000</b>	<b>18,555</b>

**TRIBAL AREA DEVELOPMENT (TAD)**

A number of schemes are being implemented by the Government for the overall development of the tribal population. During the year 2009-10, a total provision of Rs. 183.26 crore was allocated, which includes Rs. 80.37 crore, Rs. 50.99 crore, Rs. 33.15 crore and Rs. 18.75 crore under the State plan, Special Central Assistance, scheme under Article 275(1) of constitution of India and centrally sponsored schemes respectively. An amount of Rs. 77.38 crore has been utilized upto December, 2009, out of which, Rs. 40.68 crore, Rs. 16.84 crore, Rs. 16.52 crore and Rs. 3.34 crore are under State plan, Special Central Assistance, scheme under Article 275(1) of constitution of India and centrally sponsored schemes respectively.

The Physical achievements during the year 2009-10, under various schemes of tribal area development are given in the following table:

**Progress under Tribal Area Development**

<b>S.No.</b>	<b>Scheme</b>	<b>Unit</b>	<b>2009-10 Achievement</b>
1.	Agriculture implements	family	140
2.	Vegetable development	family	753
3.	Vocational training and kit distribution	family	356
4.	Self Employment	family	410
5.	Assistance to SHG	family	186
6.	Deepening of wells	family	664
7.	Diesel Pumpset	family	586
8.	Sprinklers sets	family	47
9.	Anicut construction	Number	105
10.	Sericulture and Mushroom	family	550
11.	Ashram hostels	student	14,900
12.	Residential School	Student	2843
13.	Running of Maa Badi	Student	10,500
14.	Scholarship to talented ST student	Student	1,533
15.	Scholarship to ST Girls for Hr. Education	Girl	3,313
16.	Scooty to Tribal girls who secure 65 percent or more in Board exam.	Girl	158
17.	Coaching for PET/PMT/IIT	Student	40
18.	Courses for ST students in ITIs	Number	637
19.	Treatment of TB patients(cured)	Number	3,329
20.	Hand pump	Number	203
21.	Electrification of wells	Number	2,094
22.	Electrification of Basties	Number	28
23.	Approach Roads	Number	88



## **DEVELOPMENT OF WOMEN AND CHILD**

A separate Directorate for each of Women Empowerment and Integrated Child Development Services have been working since June 2007 for strengthening and better implementation of women and child development programmes in the State. Details of the programme/schemes implemented by the department are given below:

### **Integrated Child Development Services (ICDS)**

At present, 278 ICDS projects are functioning in the State. Out of these, 41 projects have been implemented in urban area having one lakh or more population, 28 in tribal area and remaining 209 in rural areas. There are 48,340 anganwadi centres (AWCs) and 2,569 mini anganwadi centres have made functional.

Efforts are being made to reduce Infant Mortality Rate (IMR), Maternal Mortality Ratio (MMR) and mal-nutrition among children in the State by building an environment in the society for holistic development and better care of children and women specially pregnant and nursing mothers through this programme. Services of supplementary nutrition, Immunization, health check up, nutrition and health, education and pre-school education are being provided to the children of age group 0-6 year, pregnant and lactating mothers as well as adolescent girls through anganwari centres to achieve these objectives.

Through these anganwadies 38.67 lakh children and mothers on an average are being benefitted with supplementary nutrition. Pre-school education has been provided to 11.83 lakh children of 3-6 years age group. Maternal child health and nutrition (MCHN) day has been organised on 83 percent anganwaries every month and services of immunisation, health check up and nutrition and health education has been given to respective beneficiaries. Services of health checkup have been provided to 32 lakh pregnant & lactating mothers and 89 lakh children of 0-6 years during the current financial year.

Brief details of special efforts /innovations introduced in the programme are as under:-

- A campaign to combat malnutrition among children in 11 districts of the state by adopting new WHO standards has been launched. Identified severely malnourished children's are referred to Mal-Nutrition Treatment Corners (MTCs) established at every district level hospital for health checkup and rehabilitation. Follow up of

growth monitoring of children is being done regularly after medical consultation.

- New nutrition norms have been adopted in the state to improve quality and quantity of supplementary nutrition in the state. Simultaneously unit cost of supplementary nutrition has been enhanced from Rs. 2 per day to Rs. 4 per child.
- Two rounds of Vitamin – A supplementation have been organised during this year with the objective to reduce micronutrient deficiencies with the assistance of UNICEF and M&H department.
- State Government has contributed Rs. 60.04 lakh as state share in the fund for more than one lakh honorary workers during current financial year. Benevolent fund with group saving and insurance scheme is being operated with the support of LIC in the state.
- Decentralized nutrition distribution has been started in 98 projects of the 32 districts for under 3 years of age children, pregnant and lactating mothers under Nutrition Mission.
- Honararium of anganwari functionaries has been further enhanced by an increase of Rs. 200 per month in the honorarium of anganwari workers, Rs. 100 per month for helper and Rs. 100 for mini AWW by the State Government.
- Reduction in Infant Mortality Rate (IMR), Maternal Mortality Ratio (MMR), Malnutrition, etc. and improvement in indicators like immunization and institutional deliveries have been recorded as an impact of innovations launched by the department.

### **Women Development Programme (WDP)**

The State Government is sensitive to women issues. It has initiated various measures for development and empowerment of women. To provide impetus to initiatives that address the need of Women and to coordinate with the various departments working for their development, a separate Directorate for Women Empowerment was set up in the year 2007. It is implementing programmes that primarily address the socio-economic Empowerment of Women in the State.

For the Social Empowerment of Women and to improve their access to various development initiatives and enable them to understand their own potential, Women Development Programmes are being operationalised in

the State. At the field level, the Government has sanctioned the post of 'Sathin' at each Gram Panchayat Level who is to be selected by the Village Women Gram Sabha. She is the principal animator for the Women Development Programmes at the grassroots level. Out of 9,189 sanctioned posts, 8,500 Sathins have been selected and are functional. Each Sathin gets an honorarium @ Rs.1,000 per month. A total provision of Rs. 1,000 lakh has been made during the year 2009-10 for payment of honorarium, TA, DA to Sathins, Rs. 713.76 lakh has been spent on this account upto December, 2009.

The provisions and expenditures in respect of other important programmes of the department are as follows:

**Samoochik Vivah Yojana:** The main objective of this scheme is to prevent dowry cases and Child Marriages. The grant-in-aid is given @ Rs. 6,000 per couple of which 75 percent is to be invested in fixed deposit for three years in the name of bride. From this year the grant per event has been increased from Rs. 2 lakh to Rs.10 lakh. During the year 2009-10 assistance has been given for 1,000 couples. The provision for 2009-10 is Rs. 60 lakh out of which Rs. 56 lakh till December, 2009 has been spent so far.

**Swawalamban Yojana:** Under this scheme, widows, divorced and single women are to be imparted income generating trainings through NGOs with an aim to make them self-sustainable. Rs. 66 lakh have been provided for the scheme for the year 2009-10.

**Self Help Groups (SHGs):** Self-Help Group programme has proved to be a flagship programme of the State, so far as economic empowerment of women is concerned. A total of 1,92,689 women SHGs have been formed. Out of these SHGs 1,47,786 groups have been provided loan amounting to Rs. 323.32 crore from various financial institutions. During the year 2009-10 till December, 2009 out of target of 15,000 groups to be formed 18,679 groups have been already formed and 13,978 groups have received bank loans.

**Zilla Mahila Sahayata Samiti (ZMSS):** Zilla Mahila Sahayata Samiti has been set up in each district under the Chairmanship of the Collector with an aim to provide immediate relief and redressal to the women victims of atrocities or in need of shelter.

**CMs Seven Point Programme for Women Empowerment:** A total provision of Rs. 100 lakh has been made during the year 2009-10 for this programme. These 7 points are:

1. Safe motherhood
2. Reduction in IMR
3. Population Stabilization
4. Preventing Child Marriages
5. Retention of girls at least upto class X
6. Providing security and safe environment to women
7. Economic Empowerment by providing self empowerment opportunities through the self help groups programme

**Setting up Gender Cell and Gender Responsive Budgeting:** A total provision of Rs. 54 lakh has been made during the year 2009-10 for this cell. A High level committee has also been set up for regular examination and analysis of departmental budgets with gender perspective.

\*\*\*\*\*

## 9. RURAL DEVELOPMENT AND PANCHAYATI RAJ

### RURAL DEVELOPMENT

Rural development takes care of both the economic betterment of people as well as strong social infrastructure. The Rural Development Department is implementing a number of programmes in the rural areas of the state. The ultimate goal of these programmes is to reduce poverty, increase the assets amongst the families belonging to the lowest income category, reduce involuntary unemployment and under employment to zero, improve access of the poor to social services and infrastructure development of rural areas. The main objectives of various poverty alleviation and employment generation schemes are:

- i) Reduction in Rural Poverty.
- ii) Employment Generation in Rural Areas.
- iii) Development of Rural infrastructure.
- iv) Removal of Regional Imbalances.
- v) Rural Housing for Rural Poor.
- vi) Community Participation.

Rural Development Programmes are being implemented through Panchayati Raj & Rural Development Department at State level and by the Zilla Parishads at district level. Presently there are 33 Zilla Parishads, 249 Panchayat Samitis and 9,168 Gram Panchayats in existence in the State. Majority of the works are implemented by PRIs followed by other Govt. executive agencies PWD, PHED, Forest, Soil Conservation etc. and NGOs. Following schemes / programmes are being implemented in the rural areas of the State:

#### 1. Swarnjayanti Gram Swarojgar Yojana (SGSY)

The Government of India launched SGSY w.e.f. 1.4.1999 by amalgamating the erstwhile IRDP, TRYSEM, DWCRA, SITRA, GKY and MWS schemes. It is funded by the Central and State Governments in the ratio of 75:25. The closing balance of the above-mentioned schemes excluding Million Wells Scheme (MWS) forms a part of the opening balance of SGSY. The objective of SGSY is to provide sustainable income to the rural poor. It is envisaged that every BPL family assisted under SGSY will be brought above the poverty line. The scheme aims at establishing a large number of micro-enterprises in the rural areas; benefits are extended to both individuals and self-help groups, emphasis is laid on the latter. The approach adopted is to identify 'key-activities' in an area and develop capacities of the rural poor (BPL). The scheme covers all the districts of the State.

Under this scheme, a subsidy of 30 percent of the project cost for activity to be taken up is given, subject to a maximum of Rs. 7,500, and in case of SC/ST; it is 50 percent or of Rs. 10,000, whichever is less. For self-help groups, the subsidy is 50 percent of scheme cost subject to a ceiling of Rs. 1.25 lakh. In case of minor irrigation projects for self-help groups, there is no monetary limit on subsidy. In the year 2009-10, allocation of Rs. 8,324.00 lakh has been fixed. Upto December, 2009, Rs. 5,054.78 lakh has been spent and 27,447 families have been benefited against the target of 56,421 families. Under the scheme priority has been given to benefiting Self Help Groups.

**2. National Rural Employment Guarantee Scheme (NREGS)** The objective of the Act is to enhance livelihood security in rural areas by providing at least 100 days of guaranteed wage employment in a financial year to every household whose adult members volunteer to do unskilled manual work.

From 1<sup>st</sup> April, 2008, this scheme is being implemented in all districts of the State. During the year, 2009-10 upto December, 2009, 39.69 crore Mandays have been generated by spending Rs. 4,928.00 crore.

### **3. Desert Development Programme (DDP)**

DDP has been conceived as a long-term measure for restoration of ecological balance by conserving, developing and harnessing land, water, livestock and human resources. Presently, DDP covers 85 Blocks of 16 districts- Ajmer, Barmer, Bikaner, Churu, Hanumangarh, Jaipur, Jalore, Jaisalmer, Jodhpur, Jhunjhunu, Nagaur, Pali, Rajsamand, Sirohi, Sikar and Udaipur. From 1<sup>st</sup> April, 1999, funding pattern has changed, 75 percent funding comes from the Government of India and the State share is 25 percent and funds are directly released to Zilla Parishads. The main objectives of this programme are:

- Combating drought and desertification;
- Encouraging restoration of ecological balance;
- Mitigating the adverse effect of drought and adverse eco-climatic conditions on crops, livestock and productivity of land, water and human resources;
- Promoting economic development of village community; and
- Improving socio-economic conditions of the poor and disadvantaged section of village community.

In the year 2009-10 upto December, 2009, Rs. 133.97 crore has been spent under DDP & DDP-Combating.

#### **4. Drought Prone Area Programme (DPAP)**

Drought Prone Area Programme (DPAP) is being implemented in 32 Blocks of 11 districts; Ajmer, Banswara, Baran, Bharatpur, Dungarpur, Jhalawar, Karauli, Kota, Sawai Madhopur, Tonk and Udaipur. From 1<sup>st</sup> April, 1999, funding pattern has changed, 75 percent funding comes from the Government of India and the State's share is 25 percent and funds are directly released to Zilla Parishads. The main objective of this programme is to minimize the adverse effects of drought on the production of crops and livestock and productivity of land, water and human resources. The programme also aims at promoting the overall economic development and improving socio-economic conditions of the poor and disadvantaged sections inhabiting the programme areas. These objectives are being addressed through taking up development works by watershed approach for land development, water resource development and afforestation / pasture development.

In the year 2009-10 upto December, 2009, Rs. 18.76 crore has been spent under DPAP.

#### **5. Integrated Wasteland Development Programme (IWDP)**

The basic objective of this programme is to take up integrated wasteland development based on village/micro watershed plans. The stakeholder prepares these plans after taking into consideration land capability, site conditions and local needs. Under IWDP, 88 projects have been sanctioned from 1997-98 to 2009-10, out of these 29 projects have been completed and 59 projects are in progress. In the year 2009-10, an expenditure of Rs. 27.08 crore has been incurred on these projects upto December, 2009.

#### **6. Indira Awas Yojana (IAY)**

The shortage of housing in rural areas is acute. To meet the shortage of housing in rural areas, Government has launched Indira Awas Yojna for construction of new houses and upgradation of unserviceable kutchha houses. Indira Awas Yojana was started by the Government of India in the year 1985-86 with a view to provide shelter to the rural poor living below poverty line as a sub-scheme of Rural Landless Employment Guarantee Programme (RLEGP) and Jawahar Rojgar Yojana (JRY). From 1.1.1996, it is being implemented as an independent scheme with 75 percent funding from the Government of India and 25 percent from the State Government.

The primary objective of IAY is to provide housing facility to the members of scheduled castes/scheduled tribes, freed bonded labourers and non-

SC/ST rural poor living below poverty line by providing them grants. In the year 1999-2000, upgradation of unserviceable kutchha houses and credit cum subsidy scheme has also been included in this yojana. In the year 2009-10, allocation of Rs. 249.40 crore has been fixed. Upto December, 2009, Rs 191.34 crore has been spent for construction of 42,328 new houses and up-gradation of 1,527 houses against the target of 91,670 houses.

### **7. Credit-cum-Subsidy Scheme**

During the year 1999-2000, the Government of India launched the 'Credit-cum-Subsidy Scheme' for rural housing under which funds are shared between the Central and State Government in the ratio of 75:25. Under the scheme, families having annual income below Rs. 32,000 and not covered in IAY, are covered and benefited. A sum of Rs.15,000 is provided as subsidy and the remaining cost of house is arranged through loan from scheduled /commercial banks repayable by the beneficiaries. The maximum limit of the loan is Rs. 50,000.

### **8. Members of Parliament Local Area Development Scheme (MPLAD)**

Under this scheme, each MP has the choice to recommend works to the tune of Rs. 2 crore per year. The main objective of the scheme is creation of social and infrastructure facilities and assets of public utility which are important for development of the area.

In the year 2009-10, allocation of Rs. 72.00 crore has been fixed. Upto December, 2009, Rs. 23.80 crore has been spent and 1,097 works have been completed.

### **9. Members of Legislative Assembly Local Area Development Scheme (MLALAD)**

The objective of the scheme is to develop local need based infrastructure, creating assets of public utility and removing regional imbalances of development. Under this, works recommended by an MLA are sanctioned to the tune of Rs. 80 lakh per year for his constituency. The scheme is being implemented in the rural as well as urban areas of the State. Twenty percent of the allocation is proposed for the maintenance of community assets already created in the constituency. NGOs/Trusts/Registered Societies may be included as implementing agencies on the condition that at least 30 percent of the amount of the proposed work will have to be contributed by such agencies.



In the year 2009-10, allocation of Rs. 180.00 crore has been fixed. Upto December, 2009, Rs. 83.82 crore has been spent and 4,578 works have been completed.

### **10. Mewat Area Development Programme**

The Meo community is concentrated in 8 blocks of Alwar and 3 blocks of Bharatpur. The Meo dominated area known as Mewat area is socially and economically backward. The main objective of the scheme is; creation of necessary infrastructure facilities and generation of additional employment opportunities for people residing in Mewat area, to encourage the area for economical development and qualitative improvement in the standard of living of the people of Mewat area.

In the year 2009-10, allocation of Rs. 722.50 lakh has been fixed. Upto December, 2009, Rs. 183.45 lakh has been spent and 56 works have been completed.

### **11. Border Area Development Programme (BADP)**

The Border Area Development Programme (BADP) is a cent percent Centrally Sponsored programme being implemented with the objective of infusing a sense of security among the people and building essential social and physical infrastructure to accelerate normal development activities. BADP is to be seen as a Central Government intervention strategy to bring out balanced development of border areas which encounter area-specific problems like in-accessibility, remoteness, sense of insecurity arising out of threat perception from external aggression, cross-border terrorism and unlawful activities. Presently, the programme is being implemented in 13 Blocks of 4 border districts of Barmer, Bikaner, Ganganagar and Jaisalmer.

In the year 2009-10, allocation of Rs. 86.96 crore has been fixed. Upto December, 2009, Rs. 53.62 crore has been spent and 593 works have been completed.

### **12. Dang Area Development Programme**

The areas characterized by ravines and gorges and infested by dacoits is known as the "Dang Area". These are backward areas and need investment to augment infrastructure facilities for faster pace of development. For this purpose, Dang Area Development Programme has been restarted in 2004-05 by the State Government. The programme covers 357 Gram Panchayats of 21 Panchayat Samitis under 8 districts;

Sawai Madhopur, Karauli, Dholpur, Baran, Jhalawar, Bharatpur, Kota and Bundi.

In the year 2009-10, allocation of Rs. 100.00 lakh has been fixed. Upto December, 2009, Rs. 264.92 lakh has been spent and 73 works have been completed.

### **13. Magra Area Development Programme**

Central Southern part of Rajasthan covering Ajmer, Bhilwara, Chittorgarh, Pali and Rajsamand districts surrounded by hills and not covered under TAD is locally known as 'Magra'. The developmental resources including land, water, and livestock are poor in this area and there is heavy seasonal migration. To improve social and economical status of the residents; 'Magra Area Development Programme' has been introduced in 2005-06 in 14 blocks of above mentioned districts. Programme includes the activities viz. Watershed Development, Minor Irrigation Scheme, Animal Husbandry, Drinking Water, Education, Electrification, Health and Road Construction for the development of area.

In the year 2009-10, an allocation of Rs. 400.00 lakh has been fixed. Upto December, 2009, Rs. 233.64 lakh has been spent and 23 works have been completed.

### **14. Provision of Urban Amenities in Rural Area (PURA)**

Provision of Urban Amenities in Rural Area (PURA) Scheme has been launched by the Ministry of Rural Development, Government of India with an objective to fill in the gap of physical and social infrastructure in the identified rural clusters consisting of 10-15 villages within a radius of 3-10 Km. around towns. The identified area of intervention will include Road and Transport, Power and Electronic connectivity in the form of reliable Telecom, Internet and IT Services, Knowledge connectivity in the form of good Educational and Training Institutions, Market connectivity, Drinking Water Supply and Health Facilities of basic quality and standard.

Under the scheme 28 towns in the form of Clusters have been identified in the State. The State Government has submitted proposals for 3 clusters to Government of India. These include Shahpura (Bhilwara), Fatehnagar (Udaipur) and Jhalawar; Government of India has approved a project for Shahpura cluster on pilot basis. During the year 2009-10, an expenditure of Rs.14.69 lakh has been incurred and 11 works are under progress.

## 15. Swa-Vivek Zila Vikas

In view of the minimum requirement and prevailing conditions, this scheme is being implemented since the year 2005-06 to implement works as per local community need. The works to be taken up are decided by District Collectors and Divisional Commissioners.

In the year 2009-10, an allocation of Rs. 16.50 crore has been fixed. Upto December, 2009, Rs. 2.50 crore has been spent and 121 works have been completed.

### PANCHAYATI RAJ

Rural development programmes in the State are being implemented through Panchayati Raj & Rural Development Department at State level and by the Zilla Parishads at district level. The Panchayati Raj in the State is a three-tier set up; Gram Panchayat at the village level, Panchayat Samiti at the Block level and Zilla Parishad at the District level. Panchayati Raj department bears the responsibility of implementing the different developmental activities in rural areas and exercises administrative control over the PRIs.

The 73<sup>rd</sup> and 74<sup>th</sup> amendments of the Constitution gave constitutional status to local self governments and provide a more political power and universalized platform for decentralized planning from below. The decentralized district planning process has been initiated in the State. The District Planning Committees (DPCs) have been constituted in all the districts. As per the guidelines of Planning Commission, GoI, the District Annual plans were initiated from the grass root level. In all, 17 sectors; Agriculture, Animal Husbandry, Energy, Ground Water & Drinking Water, Education (Higher, Technical & Elementary), Medical & Health, Rural Development, Sanitation, Industries, Roads and Bridges, Nutrition, Urban Development, Forest, Cooperative, Public Distribution System, Water Resources, Others like Banking sectors have been selected for preparation of these plans. In the District plans, an integrated plan for the local government taking into account the resources available in district and covering the sectoral activities & schemes assigned to the district and below have been incorporated.

Schemes/Programmes implemented by Panchayati Raj department are as follows:

**1. Allotment of Residential Plots at Concessional Rates:** Gram Panchayats provide residential house sites of 150 sq. yards at a reduced rate between Rs. 2 to Rs. 10 per sq. metre as per the provision of Rule 158 (1) & 158(2) of Rajasthan Panchayati Raj Rules, 1996 to rural

shelterless poor families belonging to scheduled castes, scheduled tribes, other backward classes, rural artisans, scavengers, landless labourers, handicapped, gadiya-luhars, flood affected, Ex-soldiers and those who have lost their house or whose houses have become uninhabitable due to floods. Besides this residential plots at free of cost are also being provided to selected families of BPL and wandering shepherds. During the year 2009-10, 16,673 rural families have been benefited out of which free residential plots have been allotted to 8,737 BPL families and 7,936 plots have been allotted to eligible rural families on concessional rates. Besides this, 20,948 pattas have also been issued to rural families.

**2. Backward Region Grant Fund (BRGF):** This scheme was launched by the Government of India in the year 2006-07 in 12 districts namely; Barmer, Banswara, Chittorgarh, Dungarpur, Jhalawar, Jaisalmer, Jalore, Karauli, Sawai Madhopur, Sirohi, Tonk and Udaipur of the State. The objective of this scheme is to remove the backwardness of the district by integrated socio-economic development of the area through effective infrastructure development and capacity building. Under this programme, during the year 2009-10 upto December, 2009, an expenditure of Rs. 150.11 crore has been incurred and 4,063 construction works have been completed.

**3. Untied fund for District Plan:** Rajasthan has prepared district plan on the basis of public participation at the grassroots level. The local community of Gram Panchayats have contributed in the preparation of these plans and identified the priorities for local development as per their own needs.

Under this, the State Government has made an allotment of Rs. 1.00 crore each to all the districts in the year 2007-08 so as to create permanent assets in the rural areas on the basis of priorities identified by local people. During the year 2009-10 upto December 2009, against the provision of Rs.16.50 crore, Rs 16.00 crore has been transferred to PRIs. An expenditure of Rs. 8.44 crore has been incurred during the year 2009-10 upto December 2009. Under this scheme against the target of 1,107 works, 491 works have been completed.

**4. Rashtriya Gram Swaraj Yojna:** Under this Centrally Sponsored Scheme an amount of Rs 4.00 crore(3.00 crore from GOI and 1.00 crore from state share) released during 2006-07 for construction, extension, repairs and renovation of 267 Gram Panchayat buildings. During 2009-10 Rs 4.00 crore(3.00 crore from GOI and 1.00 crore from state share) released for 234 Gram Panchayat buildings.

**5. Twelfth Finance Commission:** For the strengthening and improvement in the drinking water supply system in rural areas and for

providing sanitation facility in community institutions, assets, schools etc. of rural areas upto December, 2009 an amount of Rs.1107.00 crore has been transferred to PRIs against which an expenditure of the amount of Rs. 873.80 crore has been incurred. Under this scheme out of the total 1,56,504 sanctioned works 1,37,744 works have been completed.

**6. State (Third) Finance Commission:** For ensuring the various services (preferably drinking water) and their strengthening, promotion, improvement, extension and new works of rural areas upto December 2009 an amount of Rs.797.77 crore has been transferred to PRIs against which an amount of Rs. 635.22 crore has been incurred. Under this scheme out of the total 93,104 sanctioned works 82,096 works have been completed.

### **Mid-Day Meal Scheme (MDMS)**

MDMS is expected to help in Universalisation of Elementary Education by improving enrolment & regularity of attendance, reducing drop-outs, and improving children's level of learning and self-esteem. A separate Commissionerate, MDMS has been established to monitor effectively the implementation and functioning of the programme in the State.

The mid-day meal programme is being implemented in 81,436 schools under Government, Government aided and Education Guarantee Centres in both rural and urban areas of the State. It covers about 80.71 lakh students including 58.55 lakh of class I to V and 22.16 lakh of class VI to VIII and different recipes are being served on different days of the week on a rotational basis. These include dal-roti, vegetable-roti, dal-bati, Khichdi, sweet rice, etc. Seasonal fruit and a meal according to the local demand and practice are also being provided once in a week. The food being served contains minimum 450 calories and 12 gram protein (for class I to V students) and 700 calories and 20 gram protein (for class VI to VIII students).

Government of India has increased the cooking conversion cost under MDM from 1.12.2009 to enable the State Government to provide adequate nutrition meals as per the prescribed menu of MDMS. Now the cost provided for class I to V is Rs. 2.50 per student per meal (earlier it was Rs. 2.08) and for class VI to VIII is Rs.3.75 per student per meal (earlier it was Rs. 2.60).

A policy for attracting Public-Private-Partnership (PPP) in the programme was launched by the government in January, 2006. Akshaya Patra Foundation, Naandi Foundation, Adama Chetna Trust, Havells India Ltd., Hindustan Zinc Ltd., DSCL Kota (Shree Ram Group) are some

Trusts/Corporates, who are the partners in MDMS. The Government of India has appreciated the achievements of the Government of Rajasthan for achieving enhanced programme quality using the PPP model.

Presently, 7.27 lakh children in more than 7,443 schools are being supplied hot cooked meals prepared under hygienic conditions from 22 mechanized centralized kitchens set up by charitable trusts and NGOs. Proposals for feeding an additional 0.60 lakh children by means of 2 more centralized kitchens are in process. It is likely that more than 7.80 lakh children would be supplied hot cooked meal from mechanized kitchens under extremely hygienic conditions. This is the highest achievement amongst all the states in the country.

A Mid-Day Meal Trust has been formed and registered to facilitate the donors. This Trust is supplementing the government efforts in improving available infrastructure by value addition in the meals being supplied.

The participation of community was introduced in 2009-10 with the objective to mobilize assistance from each section of the society to enhance the local participation in improving the quality of Mid-Day Meal.

Annapurna Mahila Sahakari Samitis are successfully supplying hot cooked meal to nearly 2.92 lakh children in more than 3,102 schools spread over all the districts.

During the last 3 years, more than 48,913 kitchen-cum-stores have been constructed in schools. A sustainable means of livelihood has been provided to more than 1.5 lakh persons through effective implementation of the programme.

\*\*\*\*\*

## 10. OTHER PROGRAMMES

### TWENTY POINT PROGRAMME (TPP)

The Twenty point programme was launched in the year 1975. This programme was restructured in the year 1982 and 1986. The programme was again restructured in the year 2006. Twenty point programme -2006 has come into effect from 1<sup>st</sup> April 2007 with the main objective of eradicating poverty, raising productivity, reducing income inequalities and removing social and economic disparities.

The Twenty point programme- 2006 consists of 65 monitorable items, out of which, 20 items are being monitored, which are as follows:-

1. Employment generation under the National Rural Employment Guarantee Act
2. Swaranjayanti Gram Swarojgar Yojana
3. Self-help Groups
4. Distribution of wasteland to landless
5. Minimum Wages Enforcement
6. Food Security:
  - Targeted Public Distribution System
  - Antodaya Anna Yojana
7. Rural Housing- Indira Awaas Yojana
8. Economically Weaker Sections /Low Income Group Housing in Urban Areas
9. Rural Areas
  - Accelerated Rural Water Supply Programme
10. Sanitation Programme in Rural Areas
11. Institutional Delivery
12. SC families Assisted
13. Universalisation of ICDS scheme
14. Functional Anganwadis
15. Number of urban poor families assisted under the seven point charter viz. land tenure, housing at affordable cost, water, sanitation, health, education and social security
16. Afforestation:
  - (a) Areas covered under plantation on public and forest lands
  - (b) Number of seedling planted on public and forest lands
17. Rural Roads

18. Rajiv Gandhi Grameen Vidyutikaran Yojana
19. Energizing Pump sets
20. Supply of Electricity

In this Twenty Point Programme, the state has attained first rank at the National level during the year 2008-09. The progress of the selected items for the year 2009-10 (upto the month of December, 2009) is as follows:

**Twenty Point Programme – 2006  
Progress upto December, 2009**

Item Code	Item Name/Sub Item Name	Unit	Annual Target	Ach. upto Dec. 2009
<b>01A - Employment Generation under the NREG Act</b>				
01A01	No. of Job Cards Issued	Number	NT	8844159
01A02	Employment Generated	Man days in lakh	NT	3968.94
01A03	Wages given in Cash & Kind	Rs. in lakh	NT	346701.08
<b>01B - Swaranjayanti Gram Swarozgar Yojana</b>				
01B01	Total Swarozgaries Assisted	Number	8346	2426
01B02	SC Swarozgaries Assisted	Number		785
01B03	ST Swarozgaries Assisted	Number		402
01B04	Women Swarozgaries Assisted	Number		1133
01B05	Disabled Swarozgaries	Number		88
<b>01E - Self Help Groups (SHG)</b>				
01E01	Formed under SGSY	Number	NT	1668
01E02	To whom Income Generating Activities Provided	Number	4807	2727
<b>06A - Rural Housing - Indira Awaas Yojana</b>				
06A01	House Constructed	Number	91670	43855
<b>06B - EWS/LIG Houses in Urban Areas</b>				
06B01	Houses Constructed	Number	2288	1557
<b>07A – Rural Areas – Accelerated Rural Water Supply Programme</b>				
07A01	Habitations Covered (Not Covered & Partly Covered)	Number	406	76
07A02	Slipped back Habitations with Water Quality Problems Covered	Number	10523	1740



Item Code	Item Name/Sub Item Name	Unit	Annual Target	Ach. upto Dec. 2009
<b>08E – Institutional Delivery</b>				
08E01	Delivery in Institutions	Number	NR	890030
<b>10A – SC Families Assisted</b>				
10A01	SC Families Assisted	Number	412000	341023
<b>10C – ST Families Assisted</b>				
10C01	ST Families Assisted	Number	NR	62377
<b>12A – Universalization of ICDS Scheme</b>				
12A01	ICDS Blocks Operational (Cumulative)	Number	304	278
<b>12B – Functional Anganwadis</b>				
12B01	Anganwadis Functional (Cumulative)	Number	61119	50908
<b>15A – Afforestation ( Public and Forest Lands)</b>				
15A01	Area Covered under Plantation	Hectares	100000	97693
15A02	Seedlings Planted	Number (In Lakh)	650.00	456.46
<b>16A – Rehabilitation of Handicapped and Orphans</b>				
16A02	Handicapped: Assistance to Disabled Persons for Purchase/Fitting of Aids and Appliances (Beneficiaries)	Number	NR	10526
<b>16B - Welfare of the aged : Under the Scheme Integrated Programme for Older persons</b>				
16B02	Beneficiaries under Old-Age Homes	Number	NR	659
<b>17A - Rural Roads - PMGSY</b>				
17A01	Length of Road Constructed	Kilometer	3750	3311
<b>18B - Rajiv Gandhi Grameen Vidyutikaran Yojana</b>				
18B01	Villages Electrified	Number	611	435
<b>18D - Energising pump sets</b>				
18D01	Pump sets Energized	Number	45000	51094

NR Target not received from Government of India

NT Non Targetable

## DISASTER MANAGEMENT AND RELIEF

On account of deficit and scanty rainfall during the Monsoon season 2009, the State Government has carried out a special Girdawari in the month of August, 2009 and declared 33,464 villages of 191 tehsils of 27 districts as scarcity affected on the basis of the crop damage reports of

the districts. The State Government has taken a decision to suspend the collection of land revenue and irrigation cess for providing relief to the affected farmers. Further, the short term agricultural cooperative loans are re-phased and converted into long term. The State Government has undertaken various relief activities to provide relief to the affected population. Employment is being provided to 0.56 lakh persons through relief works. Under cattle conservation activities, 596 fodder depots and 41 cattle camps have been opened. Further, subsidy to 1,202 registered goshalas is being provided. 0.83 lakh old, infirm, destitute persons are being benefited through gratuitous relief. In the problematic areas, presently 1,779 villages/dharies and 25 towns / cities are covered under drinking water transportation through tankers.

Fire Tragedy at IOC depot, Sitapura, Jaipur: For providing assistance for damage to the residential / commercial properties situated outside the RIICO industrial area, State Government has allotted an amount of Rs 65.74 lakh to Collector Jaipur from Rajasthan Rahat Kosh.

In addition to it, from the above kosh an amount of Rs 10 lakh has made available to Collector Kota for undertaking search and rescue operation in the Chambal Bridge collapse tragedy.

The fund position upto December, 2009 under Calamity Relief Fund (CRF) and National Calamity Contingency Fund (NCCF) for the year 2009-10 is given in the following table:

(Rs. in crore)

<b>Particular</b>	<b>C.R.F.</b>	<b>N.C.C.F.</b>	<b>Total</b>
Balance amount as on 1.4.09	71.99	459.45	531.44
Receipts during 2009-10	505.20	-	505.20
Additional grants receipt	-	115.12	115.12
<b>Total</b>	<b>577.19</b>	<b>574.57</b>	<b>1151.76</b>
Amount Allotted upto Dec.,2009	316.09	-	316.09

### **INFORMATION TECHNOLOGY AND COMMUNICATION (IT & C)**

As per the guidelines of Government of India under National e-Governance Plan (NeGP), four Committees have been constituted by the State Government with an aim to provide impetus and right direction to IT and e-Governance in the State. These are: State e-Governance

Council, State Level Apex Committee, Project e-Governance Mission Team and State e-Governance Mission Team. A brief of major activities / projects undertaken has been described below:

### **Information Technology based Services for Public**

**e-Mitra** : The e-Mitra project has been implemented in all the districts across the State. Various Citizen-centric services of Government departments are being made available in an integrated form through 'e-Mitra' centres / kiosks. The on-line monitoring tool is available at <http://emitra.gov.in> and <http://urban.emitra.gov.in>.

**Chief Minister's Information System ([www.cmis.rajasthan.gov.in](http://www.cmis.rajasthan.gov.in)):** This system facilitates monitoring of CM announcements, budget announcements, projects and various financially aided schemes, Chief Minister's Schedule, issuing of various sanctions from CM Relief Fund/ BPL schemes etc. The project is updated regularly as per the requirements of the CM office. Currently, DoIT & C is in the process of incorporating 18+ new modules in the existing CMIS.

**Disaster Management System (<http://dmrd.rajasthan.gov.in>)** : It is a web enabled integrated system designed and developed to monitor and control various activities being carried out under relief works.

**Swasthya Mitra - Telemedicine** : In order to extend specialized health care services to far-flung areas of the State, a telemedicine network has been setup by the Government in collaboration with ISRO. It is proposed to establish this facility in 6 Medical Colleges and 31 District Hospitals. Telemedicine centers have already been made operational at 37 places. Regular CMEs are being conducted and number of remote cases are dealt with from Jaipur.

**Registration & Stamps Department's 'Anytime, Anywhere Registry'** – For registration of property irrespective of the jurisdiction of sub-registrar office, the project had been implemented in 11 Sub-Registrar (SR) Offices in Jaipur on a pilot basis. Besides this all the SR Offices have been IT-enabled.

**Land records computerization** : Database of Record of Rights (RoR) covering 6.8 million landowners has been completed in the 241 tehsils. Copies of RoR (Nakal) are being provided to citizens through e-Mitra kiosks and other independent channels.

**VAT system automation ([www.rajtax.gov.in](http://www.rajtax.gov.in))** : This system has been implemented at all the 11 zonal headquarters & 56 regular circles for Registration of dealers, maintenance of revenue collection registers. Facility for e-payment and for filing e-returns is also available in the

system. Currently, all returns are being filed electronically. An amount of Rs. 5,616 crore worth of revenue was collected by December, 31, 2009 through this system.

#### **Back-end Computerization of the Government Departments:**

DoIT & C has been given the mandate of funding Back-Office Computerization of different Government Departments since 2005. During the Financial Year 2009-10, it has been decided to fund the Treasury Computerization project of the finance Department.

**e-Procurement(<http://eproc.rajasthan.gov.in>):** To bring about transparency and reduce time constraint in procurement procedures in Government Departments, e-Procurement system has been implemented in selected Departments. Till date 22 tenders of PWD have been finalized through e-procurement system. Currently 20+ tenders of PWD, tenders by RajCOMP for TAD project, RPSC project, Governor House project and CMIS project are in process.

**‘Vikas Darpan’ – Geographical Information System (GIS):** A GIS based tool for decentralized planning – Vikas Darpan – has been made operational. This system provides complete maps of the State, 32 Districts, 241 Tehsils and 41,000 villages linking socio-economic profiles and demographic data of Census 2001. It is also available at the website <http://gis.rajasthan.gov.in>.

**Digitization and e-cataloguing** (<http://ancientdocuments.rajasthan.gov.in>) and (<http://ancientcoins.rajasthan.gov.in>) - Ancient documents, antiques, antique coins are being digitized and e-catalogued of the following departments:

- Rajasthan State Archives, Bikaner
- Rajasthan Prachya Vidya Pratishthan, Jodhpur
- Language and Libraries Department, Jaipur
- Archeology and Museums Department.

**Litigation Information, Tracking & Evaluation System(LITES):** The application has been developed to assist the Administrative Departments in the State to effectively and economically handle litigation and to streamline systems and procedures to maximize efficiency.

#### **Information Technology Infrastructure Projects**

**Video Conferencing:** This facility has been provided to the 33 districts of the State. All major departments are utilizing the services as per their requirements.

**Secretariat Network:** IP Phones to 32 District Collectors (excluding Pratapgarh) have been provided using NIC Network. Under the Metropolitan Area Network (MAN) 37 Government buildings in Jaipur are

inter-linked using different technologies. Additionally, 3 more buildings are being covered under MAN.

**State Data Center (SDC):** It is the central repository of all the important data pertaining to State Government domain and has been operational since August 2005. Being extensively used for hosting 154 Web Sites, Several Applications and Data Bases like: Vikas Darpan, Registration & Stamps, VAT-IT Project, e-FIR, e-Procurement, e-Mitra, Transport, CSC, Mail Server, Internet Gateway for Sec-LAN & MAN. Eventually all Departmental Servers/Applications are to be hosted at SDC.

**Mobile V-SAT Van:** Two mobile Video Vans have been made operational for G-to-C interactions and for on site monitoring of field projects. The vans were recently being utilized by Medical & Health Department for Swasthya Chetana Yatra during the months of October-November 2009.

### **Human Resource Development**

**Capacity Building in Government Domain:** It is the intent of the State Government to ensure that all the government employees are trained in the use of IT. The decision has been taken to train each and every employee (Class III and above) so as to derive the envisaged benefits from various e-Governance projects. At the initiation of Department of IT & C, training programs are being conducted through private institutes at the district level. From the year 2008-09 till date approximately 10,000 employees have been trained across the State.

**IT Infrastructure creation in educational institutes:** IT infrastructure in the form of 10 computers each has been established in 10 Government Girls Schools and 8 Colleges under Government of India funded infrastructure scheme. Infrastructure to be installed in 2,000 more schools (10 computer per school) in the current financial year.

### **Initiatives under the National e-Governance Plan (NeGP)**

**State Data Center:** With GoI funds of Rs. 48 Crore sanctioned under NeGP, a new State Data Centre is currently under construction in the new IT Building. Till date funds to the tune of Rs. 10.74 Crore have been received from GoI.

**Rajasthan State Wide Area Network:** Government of Rajasthan has proposed to set up Rajasthan State Wide Area Network (RajSWAN) to modernize the communication infrastructure with an aim to improve administrative efficiency and effectiveness.

This project aims at creating vertical and horizontal communication network by linking 32 District HQs and 241 Tehsil HQs with State HQ. Horizontal connectivity would be provided to cover District offices at District HQs and Tehsil HQs.

The network would provide data, voice and video communication facilities and link together District & Tehsil administrative offices, DLOs, PRIs and e-Mitra kiosks, etc.

**State Service Delivery Gateway (SSDG):** This project is being implemented under NeGP. Under this, Agriculture Department, Social Justice & Empowerment Department (Scheduled Caste/Tribes/Backward Class), Medical Health & Family Welfare Service, Horticulture, Rural Development, Employment, Education Department and PHED, have been selected for computerization.

### **Implementation of 100 Days Action Plan**

**Integration of SecLAN with NIC to achieve VoIP and Video Conferencing:** SecLan has been integrated with NIC's NICNET to provide Voice Over Internet Protocol facility (VoIP) to all District Collectors offices and video conferencing. Pratapgarh District is also being connected through this facility.

**Touch Screen Kiosks at District level** have been installed in 33 District Collectorates to facilitate efficient, timely and cost effective delivery of Government information and services like Land Records, Old-age pension, widow pension, Individual Beneficiary schemes etc. to the citizens of the State.

**Right to Information portal (<http://rti.rajasthan.gov.in>):** This portal provides facility to file RTI application and check the status online. This portal has been implemented in 64 Departments of Secretariat.

**e-SANCHAR (<http://esanchar.rajasthan.gov.in>):** e-SANCHAR is an e-Speech Application through Network for Automated Communication, Help and Response . It is an integration of IT with Mobile Telephony for providing information pertaining to citizen-centric services within remote rural areas. This also helps to address the illiterate beneficiary of the remote rural areas. 1,391 Pension payment orders have been issued from this application in March, 2009. This Project would be implemented at the Divisional Headquarters in the year 2009-10. The Project has been awarded as the best project under the category of Maximum Social Impact by PC Quest 'Best IT Implementations Awards 2009'.

**Common Service Centre:** Two SCAs (Service Centre Agencies) namely M/s. Zoom Developers and Ms/ CMS have already been selected in the month of February, 2009 to roll out the project in Rajasthan. Till date 240 Kiosks have been made operational for business to citizen services such as Railway Reservation, Bus Reservation, Registration of New Insurance policy, all types of mobile recharge, all types of DTH recharge, sale of TATA SKY set top box, ITZ recharge. A comprehensive Web-based application has been developed for on-line monitoring of progress of implementation of CSC Scheme up to VLE level. The URL of portal is [www.cscmis.emitra.gov.in](http://www.cscmis.emitra.gov.in)

**Implementation of Rajasthan Urban Information System (RUIS):** This system will provide mapping and GIS tools for planning, implementation and e-governance solutions for urban development initiatives in urban area of the state of Rajasthan. In first phase urban maps of all divisional headquarters except Bharatpur are being digitized.

**Aarogya-online:** The complete IT-enablement of SMS Hospital, Jaipur is being implemented. This application includes computerization of Outdoor Patient Department, Indoor Patient Department, Billing, Enquiry, Investigation (Central Lab), Diet/Kitchen, Pharmacy & Drugs, OT etc. This project would be implemented in all 6 Medical college associated and 9 District hospitals.

**Seconline:** An Intranet portal for Secretariat Network for scheduling the meetings and with the facility of utilizing the common office application tools and softwares Portal <http://seconline.rajasthan.gov.in> has been made operational.

**Citizen Care Centre (CCC):** Application for IT-enabled delivery of departmental level citizen-centric services to the public has been implemented in Jodhpur Development Authority and all 9 UITs. The UITs are: Alwar, Kota, Ajmer, Ganganagar, Bikaner, Udaipur, Bharatpur, Bhilwara and Bhiwadi.

### **Innovative Projects**

**SUGAM:** Public Service Delivery application being taken up in collaboration with NIC to provide Single-window system for delivery of government services, Web-enabled Public Grievance Monitoring and Redressal and State-level Call Centre to provide Government services and to function as help desk / centre for applications related to Public Grievances and RTI queries.

**Reimbursement for Indira Gandhi Open National University's courses :** With a view to encourage IT skill development in Government sector, Government of Rajasthan has decided to reimburse the fees, as per the guidelines issued by the State Government, to Government personnels who have successfully completed MCA, BCA and Certificate courses in I.T.

**'Knowledge Centers':** For training on IT and soft skills "Knowledge Centers" are being set up in Government Colleges in partnership with private sector. These Centers have already been operationalized at Jaipur, Ajmer, Kota and Udaipur.

**Rajasthan Knowledge Corporation Limited (RKCL):** RKCL's RSCIT - RCKL has been set up in the State with an aim to provide IT education in remote rural areas of the State thus bridging the digital divide and providing a solution to the last mile connectivity issue. RKCL's 'RS-CIT' course has been approved by Government of Rajasthan and after due

approval of the Government orders for reimbursement of fees to Government employees have also been issued.

**Computerized Career Counseling :** It is a central gateway to provide information pertaining to various courses, their admission criteria, fees structure, employment opportunities, seat availability etc. available in the State to the State's rural and urban student population.

**Bharat Nirman Rajiv Gandhi Sewa Kendra :** In order to provide I.T. and IT enabled services in the rural areas of the State, the State Government has launched a unique scheme which is the first of its kind anywhere in the country. The State Government would setup 249 such kendras throughout the state at all the Block Headquarters. These centres would provide Government to citizen services such as depositing of bills of various types, Bus/train ticket, copies of revenue records (Jamabandi) etc. Besides these services, these centres would also get linked with EDUSAT and GRAMSAT and provide Knowledge regarding their programmes to the rural population. These centres would impart training in I.T. and act as a nodal centre for computerization initiatives at the Block level. A model CSC is to be set up at each of the Rajiv Gandhi Sewa Kendra.

These Rajiv Gandhi Seva Kendras would emerge as a major component of I.T. infrastructure in rural areas and provide impetus to the computerization activities in the rural areas. This will also enable the growth in I.T. penetration in rural areas. The funding for construction of Bharat Nirman Rajiv Gandhi Seva Kendras is from following three sources:

- NABARD
- NREGS
- Backward Region Grant Fund (BRGF)

## **TOURISM**

The State with its rich historical, cultural and environmental heritage, coupled with colourful fairs, festivals and popular tourist products has become one of the important destinations for both domestic and international tourists in India. Fairs and festivals are matchless examples of vibrant cultural heritage of Rajasthan. Palace on Wheels, Heritage Hotels, Camel Riding, Colourful Fairs and Festivals, Desert of Thar, Hilly Tourism Spots, Handicrafts, Wild Life Sanctuaries/National Parks being famous and popular are some of the internationally tourism attractions.

The State Tourism Department successfully organized 'The Great Indian Travel Bazar, 2009' at Jaipur during 19-21 April, 2009 wherein 8 states and 178 foreign buyers participated with almost 800 delegates. Also an



exhibition was organized with more than 220 stalls. With a view to promote night tourism light & sound show events started in Chittorgarh and Amber Fort.

Keeping in view the infrastructural development of tourism, the implementation of various conservation and development projects such as Machkund-Dholpur, Hawamahal phase 2, Jantar-Mantar phase 2, Nahargarh and Amber fort-Jaipur, Ajmer-Pushkar Mega project, Salgaon-Mount Abu and Kevladev National Sanctuary costing Rs. 3,490.14 lakh are sanctioned by Govt. of India under Centrally Sponsored Scheme.

Apart from this, during the year 2009-10 an amount of Rs. 727.86 lakh has been spent till December, 2009 on various activities for the promotion of tourism in the State, along with the organisation of 20 fairs/festivals/events. During the calendar year 2009 upto December, 2009 the number of tourists arrival in Rajasthan was 266.32 lakh (255.59 lakh domestic and 10.73 lakhs foreign).

### **ARCHAEOLOGY & MUSEUMS**

Archaeology & Museums department is functioning in the field of excavation, exploration and survey of scattered art objects and conservation of cultural heritage all over the State. Presently, 18 government museums, one art gallery, 322 protected monuments and 47 ancient sites are in existence.

Four main schemes: restoration & protection of monuments; survey of ancient sites; development of museums; and mass media communication are being implemented in the State. The activities undertaken in the year 2009-10 (upto December, 2009) are:

Works taken up under the TFC

- Conservation works of Citigates of Jalore and Bikaner.
- Conservation & restoration works at Mauborda and temple mandops, Jhalawar.
- Re-organisation and developmental works in Government museum, Jodhpur, Mandore, Ajmer, Bharatpur, Albert Hall-Jaipur and Mount-Abu.
- Conservation & restoration of historical monuments like Badi fort-Dholpur, Nahargarh fort- Jaipur, Gatore Cenotaphs- Jaipur, Bharmal ki Chhatries- Jaipur, Patwa-ki-haveli- Jaisalmer, Jhala house- Kota, Sunhari Kothi-Tonk, Raghunath temple-Jamwa-

- Ramgarh, Jaipur, Archieves Bhawan- Bikaner, Topkhana fort- Jalore, Bhandarej ki bavri- Dausa, Jar-Zarina masjid- Dholpur, Kiradu temple- Barmer and Makarmandi mata temple- Nimaj(Pali).
- Restoration and conservation work in the historical libraries viz; Jaipur, Jodhpur, Dholpur, Bikaner, Udaipur, Sirohi and Dungarpur.
  - Digitization work of manuscripts stored at State Archives deptt. Bikaner, Rajasthan Oriental Research Institute- Jodhpur (RORI), Arabic Persian research Institute- Tonk (APRI) and heritage libraries.
  - A new museum of International standard in Town Hall (Old Assembly hall) at Jaipur is being set up to display Sculptures, paintings, coins, arms, weapons etc.

Rs. 1313.59 lakh were spent on these works upto December. 2009.

Conservation and restoration works are in progress at Gagron fort- Jhalawar, Bala Kila-Alwar, Kankwari Fort-Alwar, Sujjangarh Fort- Udaipur, Hawa Mahal & Jantar Mantar-Jaipur, Shergarh town- Baran, Muchkund- Dholpur through the Govt. of India budget.

Conservation and restorations works in some important monuments lake; Mughal gate- Viratnagar (Jaipur), Fatehjung Gumbud- Alwar, Phool Baori, Choti Khatu-(Nagaur), Dhabai Ji Ki baori- Bundi, Isharlat- Jaipur, Devals- Mandore (Jodhpur) are in progress under State Plan Budget. A sum of Rs. 151.96 lakh has been spent on the above works.

Developmental & Reorganization works in Government Museum Kota & Keshari Singh Barhat haveli, Shahpura are being taken up under strengthening of regional and local level museums scheme and a sum of Rs. 39.77 lakh were spent upto December, 2009.

### **JAWAHAR KALA KENDRA**

Jawahar Kala Kendra, Jaipur is a multi-dimensional art centre of the State Government. Its programmes and activities are organized through four divisions - Music & Dance, Theater, Visual arts and Documentation. It also intends to preserve and conserve them in their authentic form. The Kendra has extended its field of activities and organised Friday Theatre and Sur Sarita (Musical recital) every week. Keeping in view its objective Jawahar Kala Kendra encourages new art forms and patronizes artists in the area of performing and visual arts. During the current financial year 2009-10 (upto December, 2009) an expenditure of

Rs. 69.45 lakh in plan and Rs. 122.78 lakh in non-plan has been incurred.

### **RAJASTHAN FOUNDATION**

Rajasthan Foundation was established on 30<sup>th</sup> March, 2001 with an objective to facilitate regular communication and interaction between the Government and Non-Resident Rajasthanis (NRRs) and for increasing their participation in the development activities of the State.

It has a close and continuous interaction with Non-Resident Rajasthanis (NRRs) in various cities of India and abroad. To ensure interaction, Rajasthan Foundation has opened chapters in nine cities namely Chennai, Coimbatore, Kolkata, Surat, Mumbai, Bangalore, Ahmedabad, London and New York, mainly to initiate activities in social sector to conduct meetings regularly with the executive committee of the chapters and enroll new members.

The Foundation undertakes following promotional activities to achieve its objectives of motivating the NRRs to contribute towards the socio-economic development of the State:

- Highlighting of various ongoing schemes of the Govt. like Mid-Day-Meals and Adopt-A-School scheme.
- Updation and maintenance of the web portal, database which enables to interact directly with Non-Resident Rajasthanis (NRRs).
- Printing of literature and production of promotional material, bilingual quarterly newsletter and guidelines for investment.
- Participating in NRRs/Non-Resident Indians (NRIs) conferences, seminars and events-Pravasi Bharatiya Diwas, Rajasthani International Conclave, etc.
- Organisation of Chapter Conference and interactive sessions to follow-up of the activities undertaken by the respective chapters.

\*\*\*\*\*

## 11 PUBLIC PRIVATE PARTNERSHIP (PPP)

Governments worldwide are increasingly encouraging public-private partnerships (PPPs) as a modality of private participation to provide infrastructure services that were once exclusively delivered by the public sector. Availability of additional resources, increased efficiencies, access to advanced technologies, and sustainable development of infrastructure facilities/services are primary reasons for encouraging PPPs.

The existing deficit in infrastructure services and the rising demand for additional services have been recognized as critical areas to be addressed during the 11th Five Year Plan. The Government of India's 11th Five Year Plan estimates that investment in infrastructure as proportion of GDP should be increased from 5% per annum at the beginning of the 11th Plan to about 9% per annum in the terminal year of the 11th Plan. A volume on 'Private Participation in Infrastructure' has also been circulated by Government of India for expanding Public Private Partnerships (PPPs) so as to reach the target of investing 9 percent of Gross Domestic Product (GDP) in infrastructure by the year 2011-12.

In order to assist the States in formulating and awarding PPP projects, the Government of India has operationalised the Viability Gap Funding Scheme that enables projects of the States to get central assistance of up to 20% of the project costs. The Empowered Committee/Institution chaired by Secretary DEA, Ministry of Finance, GoI approves project proposals for viability gap funding. The Central Government has also set up the India Infrastructure Finance Company (IIFC) to provide long-term loans. It raises funds against sovereign guarantees and provides up to 20% of capital costs as long term debt.

The Government of India has been implementing the scheme on India Infrastructure Project Development Fund (IIPDF) for supporting the development of bankable Public Private Partnership (PPP) projects. Under the scheme IIPDF finances up to 75% of project development cost of PPP project. The IIPDF also finances an appropriate portion of the cost of consultant and transaction advisor on a PPP Project.

In addition, the Planning Commission has an ongoing facility called "Planning Commission's Project Preparation Facility (PCPPF) to provide grants-in-aid in the form of technical assistance by way of professional consultants to Project Authorities for formulation and award of PPP projects. Under this scheme, Planning Commission provides Rs. 25 lakh per project as grants-in-aid for financing the costs of engaging professional consultants for preparation of Detailed Project Reports especially for the projects proposed to be funded from external and institutional sources including the PPP projects.

A number of initiatives have been taken by the Government of India for evolving a policy & regulatory framework for PPPs that would ensure time

bound creation of world class infrastructure. With the objective of attracting private capital in public projects, a number of important Guidelines, Model Documents/Reports have already been prepared by the Government of India to facilitate the transparent, competitive and fair bidding process for PPP projects. However, these documents need to be suitably adapted for meeting specific requirements of individual projects. Government of India has finalized and issued Model Request for Proposal (RFP) documents for the Selection of Technical Consultants and Selection of Legal Advisers and based on the principals adopted therein, a Model RFP for the Selection of Financial Consultant and Transaction Adviser has also been prepared and being finalized in consultation with State Governments, Central Line Ministries, various stakeholders including users & investors and Experts.

The Government of Rajasthan also recognizes that the investment requirements in infrastructure are very large and require a significant flow of private capital in public infrastructure projects through Public Private Partnership (PPP). The involvement of PPPs is useful both for building infrastructure as well as for improving the provision of services.

The guidelines of the various schemes and programmes of Government of India to support the States in preparing projects on ppp mode have been circulated to the concerned State departments with the directions to prepare projects according to these guidelines. Efforts are being made to avail of these schemes for effective implementation and monitoring of PPPs in the State

In the State, Rajasthan Investment Promotion Board (RIPB), headed by the Chief Minister exists to facilitate approval of concessions and clearances for large infrastructure projects. Besides this, an Empowered Committee on Infrastructure Development (ECID), headed by the Chief Secretary, is the nodal body for conceptualizing and approving projects in PPP mode. The ECID has jurisdiction over all the projects to be developed on public-private partnership mode.

A 50:50 joint venture company of the State Government and Infrastructure Leasing & Financial Services (IL&FS) namely Project Development Company of Rajasthan (PDCOR) provides innovative services to implement infrastructure projects in the State on a commercial format. PDCOR has also developed several projects across the sectors for various departments and actively assisted the State Government in getting huge financial assistance from Government of India especially under BRTS, JNNURM, UIDSSMT, IHSDP, BRGF, TSP and NLCP etc.

Considering the huge investment involved, the benefits of leveraging the budgetary resources of the State and to attract private sector investment in the road sector, the State Government has decided to implement the road development programs through a public-private partnership framework. The other infrastructure and social sectors where the State Government is

intensively seeking private investment includes power, water, Urban Infrastructure, tourism, Industrial Infrastructure education and health.

The State Government has been taking a number of proactive measures to boost the tourism and economic potential of the State. Towards this end, an ambitious program has been initiated to build world class infrastructure facilities in the State under a Project titled 'Mega Highways Project'.

The Road Infrastructure Development Company of Rajasthan (RIDCOR) was formed as a 50:50 joint venture company between GoR and IL&FS in 2004. IL&FS has the requisite know-how and skill to develop road projects, identify prospective promoters, undertake mobilization of financial resources from both the domestic financial institutions and multilateral agencies and offer specialized services inter alia in the areas of Operations and Maintenance, Toll Management and other services relating to infrastructure projects

Rajasthan Project Development Fund (RPDF) with the contribution from Government of Rajasthan (Rs. 4 crore), IL&FS (Rs. 25 lakh) and HDFC (Rs. 25 lakh) exists as a revolving fund for meeting the costs and expenses related to conducting feasibility studies and other project development activities for identified projects. The Empowered Committee on Infrastructure Development (ECID), constituted under the chairmanship of Chief Secretary, approves the project development activities proposed to be taken up from RPDF.

The Rajasthan Social Sector Viability Gap Funding Scheme has been implementing programmes for promoting Public Private Partnership in the social infrastructure sector. All Administrative Departments, Autonomous Organizations under the Government of Rajasthan and local bodies of the State are eligible to get social sector infrastructure and services financed under the scheme to give impetus to PPPs for infrastructure development. The new policy document of the State Government also includes implementation of various resolutions especially through the PPP route.

The State's 165 New Senior Secondary Schools Project are functioning in PPP mode have been receiving financial assistance from Asian Development Bank / Government of India initiative under the India Infrastructure Project Development Fund (IIPDF). Under the initiative ADB is assisting in the development of project structuring as PPPs, by meeting up to 25% of the cost of transaction advisory services and GoI is bearing up to a maximum of 75% of the project development cost under India Infrastructure Project Development Fund (IIPDF). The State Government has already signed an MOU with the Government of India and ADB in this regard for this project. It is being requested to consider this project for providing 20% of the project cost as capital subsidy under the GoI's Viability Gap Funding Scheme.

**Policies / Legal Framework:****Power Sector Reforms:**

In Rajasthan, power sector reforms were initiated in 1998. The reforms include reduction in establishment costs, rationalization of power tariff, and mobilization of private capital for power generation and transmission and lower capital-power generation ratio. In order to achieve these goals, RSEB was restructured on functional lines into one generation, one transmission and three regional distribution companies. A State Electricity Regulatory Commission was also set up.

**Power Generation:**

State Government launched a policy on 15th September, 2005 for promotion of Private Sector Investment for setting up of Power Generation Projects in the State.

**Captive Power Plant Policy:**

With a view to create an institutional mechanism for providing easy and automatic entry for industry to meet its requirement of energy by setting up its own generating stations, the State Government notified a Captive Power Plant Policy in July, 1999.

**Non-Conventional Energy Sources:**

With a view to promote generation of power from non-conventional energy sources, State Government promulgated a policy on 11.3.1999 which ended on 31st March, 2004. Besides this, a separate policy was issued on 4th February, 2000 exclusively for promoting generation of electricity from wind, which ended on 31st March, 2004.

After having gathered the experiences from the earlier policies and identifying the impediments in the process of generation of electricity from non-conventional sources, State Government issued a comprehensive policy on 25.10.2004 for generation of electricity from various sources of non-conventional energy.

**BOT Policy for Roads:**

Rajasthan has been in the forefront of successfully implementing a number of road sector projects in the recent past. Rajasthan was the first State to announce a State Road Policy in 1994 to facilitate the entry of private sector in the roads sector. A Model Concession Agreement was put in place for inviting private sector to develop roads on Build, Operate and Transfer (BOT) basis.

Rajasthan Road Development Act was enacted and launched in 2002 to encourage a greater level of participation of private sector in the development of the road sector. The Act provides the formal framework to mainstream PPP modalities in the Roads sector.

Under the State Road Development Fund Act, 2004 a non-lapsable State Road Fund (SRF) was created through levy of 50 paise cess on petrol / diesel. SRF is being leveraged to take up large / mega State Highways project.

**Tourism:**

With its rich cultural heritage, Tourism is a focus sector in Rajasthan. Keeping this in view, Government of Rajasthan granted status of the industry to tourism sector in 1989, therefore, all the facilities and concessions available to industries in the State also available to tourism units.

The first 'Tourism Policy of Rajasthan' was announced by the State Government in 2001, which was designed to ensure optimum utilisation of rich tourism resources of the State to generate employment specially in rural areas, to develop already market for the rich and varied handicrafts, to preserve and to accelerate contribution of tourism industry in socio-economic development of the State by making tourism a truly People's Industry in Rajasthan.

With a view to bridging the gap between current demand and supply of hotel accommodation in Rajasthan and in view of the projected growth of tourism in the coming decade, 'Hotel Policy-2006' was announced by the State Government in June, 2006. This policy has been replaced by "Rajasthan Tourism Unit Policy 2007". Under the 'Hotel Policy 2006', concessions were available to the Star category of Hotels only whereas under new policy concessions will also be available to other categories of hotels, heritage hotels and other tourism units such as camping sites, holiday resorts and restaurants etc.

**Investment Policy:**

An Investment Policy was launched by the State Government in 2003 with a view to provide investors an attractive opportunity to invest in Rajasthan and to make Rajasthan the most preferred State for investment in the identified sectors and to ultimately achieve global competitiveness.

**SEZ Policy:**

The Government of Rajasthan enacted Special Economic Zones (SEZ) Act on 10.09.2003 and framed the SEZ policy. The prime objective of the Government is to develop specially delineated economic zones conforming to the guidelines of the Government of India to provide enabling infrastructure and a hassle free environment to promote exports from the State. Special emphasis will be laid on development of product specific SEZs to harness inherent potential of the State in the fields of Gems & Jewellery, Handicrafts, Woollen Carpets etc. which would result in increase in exports of these commodities with high value addition. The State Government has also worked out a package of concessions and incentives for SEZ developers and units to be set up in the SEZ.



**Health Care Facility Policy:**

The State Government had framed a policy to promote private investment in health care facility in 2006 to supplement the State Government efforts in the fields of secondary and tertiary health care and diagnostic services. With the help of private sector participation (PSP), the State will maximize the benefits which might accrue from the opportunities in medical tourism, expand availability and access of quality health care services and integrate allopathic treatment with Indian and other alternative systems of medicine.

**Rajasthan Social Sector-Viability Gap Funding Scheme:**

The State Government had launched Rajasthan Social Sector Viability Gap Funding Scheme in 2007. The scheme intends to address viability gap for establishment of new social service facilities and handing over operation and management of existing government facilities through private sector participation.

**IT and ITeS Policy:**

The IT and ITeS Policy, 2007 of the State has been launched. The Policy is intended to leverage Information & Communication Technology (ICT) as a tool for improving governance by facilitating the electronic delivery of public services, create an environment favourable for investment in the knowledge economy and take effective steps to encourage the talent pool of the youth so as to make them employable.

**Completed / On-going projects:****Roads:**

BOT Projects - In Rajasthan, 34 road projects entailing an investment of Rs. 484.19 crore have already been completed on BOT format of PPP. One more road project costing Rs. 133.79 crore is under construction.

The Rajasthan Mega Highways Project for improvement and maintenance of 1,052 km of road at an investment of Rs. 1,500 crore has been completed through a joint venture company, RIDCOR. The road corridors spread over 13 districts and traversing through 386 towns / villages are:

Road Corridor	Districts	Length (km)
Phalodi to Ramji-ki-Gol	Jodhpur (109 km) and Barmer (182 km)	291 km
Hanumangarh to Kishangarh	Churu (154 km), Hanumangarh (98 km), Ajmer (38 km) and Nagaur (117 km)	407 km
Alwar to Sikandra	Dausa (28 km) and Alwar (53 km)	81 km

Road Corridor	Districts	Length (km)
Lalsot to Kota	Kota (10 km), Bundi (90 km), Sawai Madhopur (75 km) and Dausa (20 km)	195 km
Baran to Jhalawar	Kota (8 km), Baran (19 km) and Jhalawar (51 km)	78 km

### Urban Infrastructure:

**Solid Waste Management :** M/s Grasim India Ltd. has constructed a waste conversion plant in Jaipur to prepare fuel pellets at a cost of Rs.15 crore. The Grasim experiment is being replicated in three other cities of Rajasthan namely Ajmer, Bikaner and Udaipur.

**Common Bio-medical Waste Treatment Facility Plant :** This exists in Bikaner, Jaipur (2), Hanumangarh, Jodhpur, Alwar, Sawai Madhopur and Ajmer. Plants at Jhalawar, Sikar, Kota, Udaipur (Addl.) and Jalore are underway. These plants are being established under the PPP mode on Design Built Own Operate Transfer (DBOOT) basis.

**Bus Rapid Transit Service (BRTS) in Jaipur :** 'In-principle Approval' of Rs. 469 crore was given by Government of India in August 2006 for implementation of 42 km of BRTS Phase-I Corridor in Jaipur city. The sanctioned cost of BRTS Phase-1 is Rs. 479 crore. The total sanctioned cost to cover the North-South Corridor of 26 km is Rs. 219 crore. The corridor would cover C-Zone Bypass near Harmada to Pani Pech (7.1 km), Pani Pech to Laxmi Mandir, via Government Hostel (8.5 km), Sahkar Bhawan to Sanganer, via Ram Bagh Circle & Tonk Road (9.5 km) and elevated road at Durgapura (1 km).

JDA has been assigned the responsibility for BRTS infrastructure creation and Jaipur City Transport Services Limited (JCTSL) (a Special Purpose Vehicle (SPV), joint venture of JDA & JNN) has been entrusted with the Bus Operations. 26 km of the sanctioned length has been tendered and is under various stages of completion. 400 buses have been sanctioned by MoUD, GoI for city bus operation in Jaipur under the Jawharlal Nehru National Urban Renewal Mission(JNNURM) scheme. 50% of the cost shall be borne by GoI. 100 of these buses shall be utilized as BRTS buses.

This project is being developed under JNNURM, under which roadwork of the project will be done through EPC contract and the Bus Operations, Revenue Collection and Intelligent Transportation System through PPP framework.

**Industries:**

Special Economic Zones (SEZs) : A Multi product SEZ is being developed by Mahindra World City (Jaipur) Ltd., a joint venture of Mahindra Gesco Ltd. and RIICO Ltd. This Public-Private Partnership initiative envisages investment of about Rs.1,109 crore, in phases. Infosys, spread on an area of 200 acres, has completed the construction of one part of their block and the second is underway. German banking giant Deutsche Bank has built its building in an area of 16 lakh sq. feet. Wipro also plans construction on a 100-acre land. Similarly, Tech Mahindra, Nagaro Software, Conexxions and True Worth Infotech would also start construction.

Indian Institute of Crafts & Design : Indian Institute of Crafts and Design, an autonomous institute of excellence set up by the Government of Rajasthan to act as a catalyst for the crafts sector, is being managed by the Ambuja Educational Institute (AEI) under the Public Private Partnership (PPP) model.

**Information Technology:**

e-Mitra Programme : This is an integrated e-platform to provide information and public utility services pertaining to various government departments to urban & rural population. 550 kiosks are operational in the State through Public-Private Partnership.

Common Service Centres (CSCs) : The main aim of CSCs is to provide some of government and private sector services and information under one roof in rural areas. Orders have been issued for establishing CSCs in 7 divisional headquarters.

**Power:**

Power Generation : Raj West Power Limited, a wholly owned subsidiary of JSWEL is putting a 1,080 MW (8 Units of 135 MW each) Lignite based pit head power plant at village Bhadresh in Barmer District. The estimated cost of the project is Rs. 5,000 crore. Lignite will be made available from the nearby Jalipa and Kapurdi mines. For this purpose, a JV company, Barmer Lignite Mining Company Limited has been set up between RSMML and Raj West Power Limited.

**School Education:**

Rajasthan Education Initiative (REI) : The Rajasthan Education Initiative is an umbrella under which innovative multi-stakeholder partnerships are catalyzed by engaging the global and local private sector, foundations and charitable organisations and other grass roots level NGOs in support of Rajasthan's education objectives. The REI focuses on improving the delivery of educational services, and in particular on promoting equitable access, enrolment and retention of children in schools, reducing gender disparities,

promoting skill development and enhancing learning levels. 34 MoUs have been signed with co-partners.

Mid-day-meal Scheme – For private sector participation, a PPP policy is under operation. Presently children are being supplied hot cooked meals prepared under hygienic conditions in mechanised centralized kitchens set up by Charitable Trusts and NGOs like Akshaya Patra Foundation, Nandi Foundation, QRG Foundation, Adanya Chetna Trust, ISKCON etc.

### **Medical & Health:**

Installation of costly diagnostics facilities like; CT/MRI through private partnership : Under this scheme, the State Government space to the private partner in Medical College Hospital for installing costly diagnostic equipments like CT/MRI machines. The private operator installs and operates the machines but he has to charge in the rates as decided by the Government and 20% BPL patients have to be tested free. The machines are functioning 24 hours. There are hardly any breakdowns and in case of breakdowns, operators make alternative arrangements.

Installation of costly therapeutic machines like Linear Accelerators – This is also being taken up. Under this scheme also a Private Operator is provided with space within Hospital premises. It is private operator's responsibility to undertake civil works, to operate and install the machine and to obtain necessary clearances from AERB etc. The rates are decided by the State Government and 20% BPL patients are to be treated free of charge.

Ancillary Services like cleaning, security and laundry have also been privatized in many hospitals.

The policy to Promote Private Investment in Health Care Facilities has attracted 24 investors with potential investment of around Rs.5000 crore. These investors are required to keep 10% beds for BPL patients who will be treated free and will pay only 25% for drugs and diagnostics.

### **Water Supply:**

Desalination Project, Matasukh : Setting up of a 20 Million Litres per Day (MLD) brackish water desalination plant of Rs. 70 crore at Kasnau-Matasukh lignite mines at Nagaur on Design Built Own Operate Transfer (DBOOT) basis is underway. The treated water conforming to WHO standards will be supplied to the water deficient villages in and around Jayal tehsil of Nagaur District. The project is at advanced stage.

\* \* \* \*

## 12 EXTERNALLY AIDED PROJECTS

State Government seeks financial assistance from various external funding agencies including international donors to finance various infrastructure and social sector projects for speedy development of the State.

The World Bank Group, Japan International Cooperation Agency (JICA), Asian Development Bank (ADB) and KfW (Germany), International Fund for Agriculture Development (IFAD), Agency Franchises De Development (AFD) etc. are some of the major external donor agencies that have been funding many projects of State under the various sectors viz. Irrigation, Health, Water Supply, Forestry, Urban Development, Social Welfare (Programmes for Disadvantaged Groups) and Rural Development (Poverty Alleviation Programmes).

There are various sectors where the State face challenges. Drinking water, education, health and livelihood are high priority sectors of the State Government. To ameliorate the standards of living of the people of Rajasthan, external financial assistance plays an important role. This source of financing has mobilized huge additional resources for the State Plans. Though, the share of external assistance has been around 10 percent under Annual Plan expenditure of the State, its significance lies in the fact that some of the more important projects in various sectors have been funded by external assistance.

The Government of India provided additional central assistance to the State Government for Externally Aided Projects. As per the earlier practice ACA was given to the State with 70 percent loan and 30 percent grant. The Government of India is now releasing external financial assistance to the State on 'back to back' basis for the new EAPs sanctioned on or after April 01, 2005 as recommended by the 12<sup>th</sup> Finance Commission. The State Government is getting the same maturity, moratorium and amortization schedule as the Government of India gets from the external lenders.

State Level High Power Committee for EAPs headed by Chief Secretary approves the projects that require external financial assistance. Thereafter, the projects are forwarded to the line Ministry concerned of the Government of India. After necessary scrutiny, the line ministry concerned recommends the project to Department of Economic Affairs for posing it to the relevant external donor agency. When a donor agency sanctions the project in principle, the Appraisal Mission of the donor agency examines the feasibility and other aspects of the project. Then negotiations are held among donor agency, DEA and beneficiary State's officials on the reports of appraisal mission.

As soon as the negotiations are completed successfully, State Planning and Finance Departments make financial provision for the new externally aided project. Normally the State Government incurs expenditure under these projects first then the same is reimbursed by the donor agency on the basis of claims lodged to them through Controller of Audit, Aid & Accounts (CAA&A), DEA, Government of India.

#### 11<sup>th</sup> Five Year Plan:

The allocation for various Externally Aided Projects being implemented/to be implemented during the 11th Five Year Plan is Rs. 7,263 crore. Against this, an expenditure of Rs. 811.09 crore and Rs. 612.84 crore has been incurred during the Annual Plan 2007-08 and Annual Plan 2008-09 respectively.

#### Annual Plan 2009-10:

There are 10 ongoing externally aided projects. Besides, 10 other projects are under consideration of Government of India/donor agencies concerned.

The plan outlay kept for EAPs in the Annual Plan 2009-10 is Rs. 899.49 crore. This includes external assistance of Rs. 663.10 crore. The expenditure being incurred under various completed / ongoing projects during the 11th Five Year Plan period is given below:

#### Projections for Ongoing EAPs Projects during 11<sup>th</sup> Five Year Plan

(Rs. in crore)

S. No.	Name of Project/ Funding Agency / Project Period	11 <sup>th</sup> Plan Outlay	Exp. incurred in 2007-08 & 2008-09	Outlay for 2009-10	Likely Exp. 2009-10
1.	Rajasthan Water Sector Restructuring Project (WB) April 2002 to March 2010	207.01	168.75	163.86	103.00
2.	Rajasthan Health System Development Project (WB) Sept. 2004 to Sep 2011	327.00	159.90	111.58	60.00
3.	Raj. Urban Infrastructure Dev. Project (ADB) Jan., 2000 to August 2009	406.00	609.25	20.00	10.00
	Water Supply project for Jaipur City (Transmission System) (ADB) April 2005 to September 2009				

S. No.	Name of Project/ Funding Agency / Project Period	11 <sup>th</sup> Plan Outlay	Exp. incurred in 2007-08 & 2008-09	Outlay for 2009-10	Likely Exp. 2009-10
4.	Rajasthan Urban Sector Development Investment Program ( <b>ADB</b> ) Feb., 2008 to Dec., 2014	1500.00	33.30	300.00	125.00
5.	Rajasthan Forestry & Biodiversity Project ( <b>JICA</b> ) April 2003 to July 2010	118.00	45.76	8.08	8.08
6.	Bisalpur-Jaipur Water Supply (Transfer System) Project ( <b>JICA</b> ) April 2005 to Dec 2008	200.00	283.02	165.00	150.60
7.	Rajasthan Minor Irrigation Improvement Project ( <b>JICA</b> ) April 2005 to March 2013	550.00	2.95	100.00	15.00
8.	Rural Water Supply Scheme Phase-I (Apani Yojna) ( <b>KFW</b> ) July 1994 to Oct., 2009	0.01	2.16	1.50	1.50
9.	Residential School for Disadvantaged Groups ( <b>KFW</b> ) June 1997 to Dec., 2009	0.01	9.95	2.50	5.15
10	Mitigating Poverty in Western Rajasthan ( <b>IFAD</b> ) Dec., 2008 to Dec., 2014	-	0.02	8.39	6.90
11.	District Poverty Initiative Project (DPIP) Phase I (completed) ( <b>WB</b> ) July 2000 to Dec., 2007	100.00	108.87	0.56	0.57
	<b>Total</b>	<b>3408.03</b>	<b>1423.93</b>	<b>881.47</b>	<b>485.80</b>

The above table shows that during the Annual Plan 2009-10, an expenditure of Rs 485.80 crore is likely to be incurred till the end of the year 2009-10. Consequently, the revised external assistance in the form of ACA is expected to be Rs 373.15 crore against which Rs. 223 crore has already been received till December, 2009. The main reason behind the lower revised outlays under EAPs has been enforcement of model code of conduct for parliamentary, state assembly and local bodies' elections.

### An overview of ongoing Externally Aided Projects

Out of the 10 ongoing externally aided projects, 2 projects namely ADB funded Rajasthan Urban Infrastructure Development Project (RUIDP) and KFW funded Residential Schools for Disadvantaged Groups will be completed by the end of Annual Plan 2009-10.

World Bank funded Rajasthan Water Sector Restructuring project scheduled to be completed by the end of March, 2010, JICA funded Bisalpur Jaipur Water Supply Project scheduled to be completed in December, 2008 and the KFW funded Rural Water Supply Project (Aapni Yojna Phase-I) scheduled to be completed in October, 2009 are being extended for further one to three years. JICA funded Rajasthan Forestry Development & Biodiversity project will be completed in the Annual Plan 2010-11.

The ongoing World Bank funded Rajasthan Health System Development Project will be completed in the Annual Plan 2011-12. Three ongoing projects namely ADB funded Rajasthan Urban Sector Development Investment Programme, JICA funded Rajasthan Minor Irrigation Improvement Project and IFAD funded Mitigating Poverty in Western Rajasthan will be transferred to the next 12<sup>th</sup> Five Year Plan for their completion. A financial overview of these ongoing projects is given below:

### Financial Overview of Ongoing Externally Aided Projects

(Rs. in crore)

S. No.	Name of Project/ Funding Agency/project period	Total Project Cost	Progressive Exp. Since Inception to Dec. 09	Cumulative ACA recd. Since Inception upto Dec. 09
1.	Rajasthan Water Sector Restructuring Project ( <b>WB</b> ) April, 2002 to March, 2010	734.00	669.27	461.99
2.	Rajasthan Health System Development Project ( <b>WB</b> ) Sept., 2004 to Sept., 2011	473.00	309.59	236.18
3.	Rajasthan Urban Infrastructure Dev. Project ( <b>ADB</b> ) Jan., 2000 to August, 2009	1775.00	1733.52	1067.10
	Drinking Water Supply in Jaipur city (Transmission System) from Bisalpur Dam ( <b>ADB</b> ) April, 2005 to Sept., 2009			



S. No.	Name of Project/ Funding Agency/project period	Total Project Cost	Progressive Exp. Since Inception to Dec. 09	Cumulative ACA recd. Since Inception upto Dec. 09
4.	Rajasthan Urban Sector Development Investment Program <b>(ADB)</b> 3 Feb., 2008 to Dec., 2014	1560.00	110.26	42.73
5.	Rajasthan Forestry & Biodiversity Project <b>(JICA)</b> April, 2003 to July, 2010	442.00	324.49	319.00
6.	Bisalpur-Jaipur Water Supply (Transfer System) Project <b>(JICA)</b> April, 2005 to Dec., 2008 (Project being extended)	463.00	413.68	303.02
7.	Rajasthan Minor Irrigation Improvement Project <b>(JICA)</b> April 2005 to March 2013	612.00	5.50	2.66
8.	Rural Water Supply Scheme Phase-I (Apani Yojna) <b>(KFW)</b> July, 1994 to October, 2009	429.00	417.03	352.24
9.	Residential School for Disadvantaged Groups <b>(KFW)</b> June, 1997 to December, 2009	83.00	80.08	65.27
10.	Mitigating Poverty in Western Rajasthan <b>(IFAD)</b> Dec., 2008 to Dec.,2014	415.00	2.15	9.31
11.	Others- District Poverty Initiative Project (DPIP) Phase I (completed) <b>(WB)</b> July, 2000 to Dec.,2007	573.00	573.87	454.25
	<b>Total</b>	<b>7559.00</b>	<b>4639.44</b>	<b>3313.75</b>

Project-wise implementation progress of the various ongoing Externally Aided Projects is summarized as under:-

### **Rajasthan Water Sector Restructuring Project (WB)**

The project aims at rehabilitating 91 selected irrigation schemes on canal rehabilitation works. The rehabilitation constructed under the project would be transferred to Water Users Associations (WUAs), thereafter the farmers will manage them for their operation & Management purposes.

Besides, 6 distressed dams will also be rehabilitated to ensure their safety measures.

Total 506 Water Users Associations (WUAs) have been formed. Similarly, to utilize the canal water, 77 Water Distributory Committees have also been constituted in the project area.

The total cost of this project is Rs. 734 crore, of which Rs. 625 crore is expected from the World Bank. The scheduled period of this project is from April, 2002 to March, 2010. The project is being extended for the next three year period.

The outlay kept for this project in the 11<sup>th</sup> Plan is Rs. 207.01 crore. In the first two years of the 11<sup>th</sup> Plan, an expenditure of Rs. 168.75 crore had been incurred and in the Annual Plan 2009-10, an expenditure of Rs. 103.00 crore is likely to be incurred on this project.

### **Rajasthan Health System Development Project, Rajasthan (WB)**

The objectives of this project are to improve the health status of the population of Rajasthan, particularly the poor and under-served through; (i) increased access of the poor (BPL) and the under-served population by upgrading health facilities in the remote areas, promoting public private partnership and improving health care seeking behavior through demand side interventions; and (ii) improved effectiveness of health care through strengthened institutional framework for policy development, program implementation and management capacity, and increased quality of health care. The number of facilities undertaken for civil works of renovation/extension under the project is as follows:-

Category	Identified Facilities No.
District Hospitals	28
Hospitals SD Hq.	23
CHCs at SD Hq.	113
CHCs & BPHC within block	72 +2
Total	238

The total cost of this project is Rs. 472.58 crore of which Rs. 400 crore is expected from the World Bank. The scheduled period of this project is from September, 2004 to September, 2011. The outlay kept for this project in the 11<sup>th</sup> Plan is Rs. 327 crore. In the first two years of the 11<sup>th</sup> Plan, an expenditure of Rs. 159.90 crore had been incurred and in the Annual Plan 2009-10, an expenditure of Rs. 60 crore is likely to be incurred on this project.

### **Rajasthan Urban Infrastructure Development project (RUIDP) in Six Principal Towns (ADB)**

The major works being undertaken under the project are as under:-

1. Water Supply that includes Water, Pipeline, Pumping Stations, Water Treatment Plants, Tube wells, Tunnel
2. Waste Water Management includes Sewer lines, Sewerage Treatment Plant
3. Slum Improvement programs
4. Drainage works
5. Solid Waste Management
6. Fire Fighting works
7. Construction of Railway over-bridges/ Fly Overs
8. Building of Hospitals
9. Roads, and
10. Works at Heritage/Historical sites.

The total cost of this project is Rs. 1775 crore. The funding pattern for this project was 69:31 to be funded by ADB and State Government/Local bodies. The scheduled period of this project was from January, 2000 to September, 2009. This project had been completed in March 2009. The outlay kept for this project in the 11th Plan was Rs. 406 crore. In the first two years of the 11th Plan, an expenditure of Rs. 609.25 crore had been incurred and in the Annual Plan 2009-10, an expenditure of Rs. 10 crore is likely to be incurred on this project. Under the project, total 209 works were awarded of which 205 works have been completed upto December, 2009.

### **Jaipur Water Supply Project (Transmission System Part) (ADB)**

This project has been divided in two parts. First part is Transmission system i.e. carrying water from Bisalpur Dam located in district Tonk to Balawalagawn Sanganer Tehsil of Jaipur District. This part is being executed with assistance of funds from Asian Development Bank (ADB) on ADB/GoR with equal share. ADB contribution for the project would cover the available part of saving of approx. Rs. 276 crore (US\$ 60M) under RUIDP Phase-I.

The project was scheduled to terminate in September, 2009. All project activities have been completed. Works regarding testing of Pipeline from Dam to destination i.e. Balawalagawn is being undertaken by PHED.

### **Rajasthan Urban Sector Development Investment Program (RUSDIP)-(ADB)**

This is an ADB assisted project under Multitranches Financing Facility (MFF). The funding pattern for this project is 70:30 to be funded by ADB and State Government. The total cost of this project is Rs. 1560 crore (US\$390M) of which Rs. 1092 crore is expected from ADB. Project period is 7 years starting from 2007-08 to 2014-15. This is first project in the State which is being funded on "back to back" basis.

Total 15 towns have been covered under the project. These towns are; Alwar, Baran-Chhabra, Barmer, Bharatpur, Bundi, Chitorgarh, Churu, Dholpur, Jaisalmer, Jhalawar-Jhalrapatan, Karauli, Nagaur, Rajsamand, Sawai-Madhopur and Sikar.

The Investment Programme will improve the urban environment and promote on-going reforms for sustainable, efficient and responsive urban services delivery in selected and identified urban local bodies (ULBs) of Rajasthan with economic growth and tourism potential.

The loan for Tranche-I amounting to Rs 240 crore (US\$ 60M) was made effective from 28th February, 2008. The City Level Investment Plan for Jaisalmer, Alwar and Jhalawar-Jhalrapatan have been prepared and finalized.

Based on the negotiation held on 02.12.2008 between DEA/ADB/GoR for the Tranche -II, the ADB Management has approved Tranche II with total investment cost of Rs 876 crore (US\$ 219M) with a loan component of US\$ 150M (INR 600 crore), effective from 20.04.2009.

The outlay kept for this project in the 11<sup>th</sup> Plan is Rs. 1500 crore. In the first two years of the 11<sup>th</sup> Plan, an expenditure of Rs. 33.30 crore had been incurred and in the Annual Plan 2009-10, an expenditure of Rs. 125 crore is likely to be incurred on this project.

### **Rajasthan Forestry Development and Bio-Diversity Project (JICA)**

The objectives of this project are as follows:-

1. To check desertification and to restore the ecological status of the Arawallis by intensive reforestation and in situ soil and moisture conservation thereby improving water hydrology
2. To protect the infrastructure like canals, roads human settlements from drifting sand in the IGNP

3. To conserve gene pools and improve the diversity of flora and fauna.
4. To augment employment opportunities to the rural poor including tribal.
5. To elicit people's participation for institutionalization of Joint Forest Management (JFM)

The coverage areas of this project includes total 18 districts – 16 districts in Aravalli Hills Area – Ajmer, Alwar, Banswara, Bhilwara, Chittorgarh, Dungarpur, Dausa, Jaipur, Bundi, S.Madhopur, Pali, Sikar, Sirohi, Tonk, Rajsamand and Udaipur and remaining 2 districts namely Bikaner and Jaisalmer in the IGNP areas.

Total cost of the project is Rs. 442 crore of which Rs. 367 crore (83%) is expected from JICA. The project duration is from April, 2003 to July, 2010. The outlay kept for this project in the 11<sup>th</sup> Plan is Rs. 118 crore. In the first two years of the 11<sup>th</sup> Plan, an expenditure of Rs. 45.76 crore had been incurred and in the Annual Plan 2009-10, an expenditure of Rs. 8.08 crore is likely to be incurred on this project.

### **Bisalpur Jaipur Water Supply Project (Transfer System) (JICA)**

Transfer System is the second part of Jaipur Bisalpur water Supply project assisted by JICA, Japan and is being executed by PHED.

The total cost of this project is Rs. 463 crore of which Rs. 345.00 crore disbursement is estimated from JICA. Original period of project was from April, 2005 to December, 2008. The period of this project is being extended for the next three years. The total expenditure incurred since start of the project is Rs 413.68 crore.

Works have been divided in 8 packages, out of which Major works of 6 packages relating to laying of Mains (pipelines), Pumping stations will be completed in March, 2010.

The outlay kept for this project in the 11<sup>th</sup> Plan is Rs. 200 crore. In the first two years of the 11<sup>th</sup> Plan, an expenditure of Rs. 283 crore had been incurred and in the Annual Plan 2009-10, an expenditure of Rs. 150.60 crore is likely to be incurred on this project.

### **Rajasthan Minor Irrigation Improvement Project (JICA)**

The project aims at:

1. Increasing the agriculture productivity by rehabilitating existing minor irrigation facilities
2. Improving water management and agriculture practices, thereby enhancing agriculture income and alleviating poverty.
3. Induction of public participation approach under the project area. This will be achieved with formation of Water Users Associations (WUAs) of beneficiary farmers for operation and maintenance of created infrastructure in the project area.

The coverage area of the project includes construction of new minor irrigation schemes/ renovation/rehabilitation etc., technical and institutional supports related to ground water and agriculture extension activities and consulting services for monitoring and evaluation of the project programmes.

Four Nos DPRs of sample sub projects have been appraised. Out of which 2 Nos DPRs having CCA less than 1000 hactare have been concurred by JICA. Short listing of NGOs has been approved. The RFPs have been submitted by shortlist NGOs and are under process. 2nd screening & package formation of Sub projects has also been completed. Total 44 packages having 328 sub projects have been finalized excluding the 4 sample sub projects.

Total cost of the project is Rs. 612 crore of which Rs. 477 crore (78%) is expected from JICA. The project duration is from April, 2005 to March, 2013. The outlay kept for this project in the 11<sup>th</sup> Plan is Rs. 550 crore. In the first two years of the 11<sup>th</sup> Plan, an expenditure of Rs. 2.95 crore had been incurred and in the Annual Plan 2009-10, an expenditure of Rs. 15 crore is likely to be incurred on this project.

### **Rural Water Supply Project: (Aapni Yojna) Phase-I (KFW)**

The objective of this project was to develop the permanent infrastructure for availability of safe potable water to benefited population and development of sanitation facilities.

Under this project, potable water connectivity was to be provided in total 376 villages. The water supply connectivity in 362 villages has been made. Inhabitants of 14 villages were reluctant to participate under the project. Amongst remaining three villages distribution pipelines have been laid and tested in two villages. Pipelines from ESR to village transfer chamber are yet not commissioned, therefore the villages also not

commissioned yet. Two towns namely Taranagar and Sardarsahar of Churu district have been benefited under the project.

The social measures of the project were carried out through Community Participation Unit (CPU), formed by a consortium of 5 locally active NGOs, including, IIHRM, IIRM, GVM, BCT and URMUL Field team of coordinators and facilitators carry out social mobilization activities to set up functional and sustainable village level institutions.

Total cost of the project is Rs. 429.65 crore of which Rs. 339 crore (approx. 78%) is expected from KFW. The project duration is from July, 1994 to October, 2009. The period is being extended for another one year. In the first two years of the 11<sup>th</sup> Plan, an expenditure of Rs. 2.16 crore had been incurred and in the Annual Plan 2009-10, an expenditure of Rs. 1.50 crore is likely to be incurred on this project.

### **Residential Schools for Disadvantaged Groups Project (KFW)**

The objective of this project is to broaden access to education beyond class - 5 to raise enrolment and to improve quality in upper primary & secondary education for Disadvantaged Groups, such as SC/ST and OBC in remote areas of the State. The boy's schools comprise classes 6 to 10. The girl's schools comprise classes 6 to 12.

Construction of 10 residential schools buildings have been completed and academic session in all 10 schools has been started. An evaluation study was carried out by the Education through SIERT (State Institute of Education Research & Training). The report has given very positive findings regarding running of educational activities and management of schools building.

The total cost of the project is Rs. 83.28 crore of which Rs. 67 crore (80%) is expected from KFW. The project duration is from June, 1997 to December, 2009. In the first two years of the 11<sup>th</sup> Plan, an expenditure of Rs. 9.95 crore had been incurred and in the Annual Plan 2009-10, an expenditure of Rs. 5.15 crore is likely to be incurred on this project.

### **Mitigating Poverty in Western Rajasthan (IFAD)**

The objective of this project is to mitigate poverty of the target group households through improved livelihoods, strengthened capacity, sustainable enterprises and natural resources management and increased access to physical and financial markets.

The activities of the project includes the strengthening of grass root level institutions through mobilization and capacity building and community

### 13. Human Development (HD)

"The basic purpose of development is to enlarge people's choices. In principle, these choices can be infinite and can change over time. People often value achievements that do not show up at all, or not immediately, in income or growth figures: greater access to knowledge, better nutrition and health services, more secure livelihoods, security against crime and physical violence, satisfying leisure hours, political and cultural freedoms and sense of participation in community activities. The objective of development is to create an enabling environment for people to enjoy long, healthy and creative lives."

**-Mahbub ul Haq**

Founder of the Human Development Report

Human Development in contemporary times has replaced economic growth as the central objective of human activity. The concept and purpose of Human Development is to increase people's range of choices. The Human Development approach advocates a shift in the development discourse, moving away from the usual exclusive focus on economic growth towards a multi-dimensional approach that integrates education, health and income as an all-inclusive development strategy.

Human Development strategy indicates that rising per capita income is a necessary condition for human development but this only is not sufficient. With rising per capita income, emphasis on investment in health, education and skills of people needs to be ensured. Also, a more equitable distribution of assets and income, well-structured public expenditures and empowering people to participate in the development process is a pre-requisite. The four key choices of Human Development are:

- Healthy and long life
- Access to knowledge in its different expressions
- Opportunities and material resources for a decent standard of living
- Free participation in community life and collective affairs

And the four pillars of Human Development are:

- Efficiency
- Equity/equality
- Freedom & Empowerment
- Sustainability

Since 1990, a Global Human Development Report (HDR) is being released annually by UNDP documenting various aspects of Human



Development. UN-member countries also prepare their own National and Sub-National HDRs. India's National HDR 2001 came in the year 2002 while Rajasthan's State HDR was released in the year 2002 an update of the State HDR was released in the year 2008. In May 2009, Rajasthan released the first District Level Human Development Reports (DHDRs) for the four pilot districts of Dholpur, Barmer, Jhalawar and Dungarpur and another nine DHDRs are in the process of release.

### **The Human Development Index**

The Human Development Index (HDI) was designed as a means to shift the emphasis from the narrow focus on economic growth (measured by GNP) to human progress and the widening of human choices. HDI measures total achievement at National, State and Sub State Level.

The HDI provides a composite measure of mainly three dimensions:

- Longevity (Living a long and Healthy life- measured by Life Expectancy at birth).
- Knowledge (Access to education- measured by adult literacy and combined gross schooling ratio).
- A decent level of living (Measured by real adjusted per capita income, Purchasing Power Parity).

According to the latest report of Global Human Development Report, 2009, with focus on 'Over coming barriers Human mobility and development' the value of HDI for the year 2007 for India is 0.612 and the rank is 134. The best amongst the 182 countries is Norway with a value of 0.971 and Niger with an HDI value of 0.340 is at the bottom of the rung at 182<sup>nd</sup> rank. Rajasthan has shown some progress on the human development front with the human development index showing progress from a rank of 12 in 1981 to 9 in 2001 amongst the 15 major States of India. Amongst the districts in Rajasthan as per the update of Rajasthan Human Development Report 2008, Ganganagar ranks the first and Dungarpur ranks the last.

## Major indicators of Human Development in Rajasthan

The Major components and indicators of the Human Development Index (HDI) have been presented in a table as follows:

### Broad Components of Human Development Index

Indicators	Year	Rajasthan	India
Life Expectancy at birth (SRS based abridged life tables) (in years)	2002-06	62.0 (Person) 61.5 (Male) 62.3 (Female)	63.5 (Person) 62.6 (Male) 64.2(Female)
Literacy Rate (persons of age 7+) Census 2001 (in %)	2001	60.4	64.8
Gross Enrollment Ratio(GER) (I-V class) (in%) (6 to 11 years)	2008-09	112.19*	115.31**
Per Capita Income (At current prices) (in Rs.)	2008-09	27,001	37,490
Per Capita Income (At constant prices) (in Rs.)	2008-09	19,708	25,494
Infant Mortality Rate ( Infant deaths per 1,000 live births) (SRS bulletin, 2009)	2008	63	53
Maternal Mortality Ratio ( Maternal deaths per 100,000 live births), SRS bulletin, April 2009	2004-06	388	254

\* District System for Primary Education (DISE, 2008-09), SSA, Rajasthan

\*\*Elementary Education in India, Flash Statistics, DISE, 2008-09, NUEPA

**Standard of Living :** Per capita income is one of the major indicators of standard of living. The trend in per capita income in Rajasthan reveals a steady growth both at current and constant prices. In the year 2009-10, the growth has been marginal at constant prices.

Poverty alleviation has been one of the guiding principles of the planning process of the State. To meet the challenges of ever increasing unemployment and underemployment, the Government of Rajasthan has set up the Rajasthan Mission for Livelihoods (RMoL) in 2004. In the year 2009-10 upto December, 2009, 730 programmes have been conducted, in which about 16,790 youth have been given training in 272 different vocations. In total, a budget of Rs. 27.86 crore for the year 2009-10 was provided by GoR for undertaking various activities.

National Rural Employment Guarantee Scheme is being implemented in all districts from 1<sup>st</sup> April, 2008. The Rural Development and Panchayati Raj Department are also implementing other schemes to generate employment and alleviate poverty.

**Education:** The Net enrolment ratio for primary education in the State has increased from 98.22 percent in 2006-07 to 99.25 percent in 2008-09. In this direction, determined efforts are being made to universalize elementary education in Rajasthan through community ownership. Sarva Shiksha Abhiyan (SSA) is a flagship programme of the Government of India, which aims at empowerment through education. Its main objective is to attain universal elementary education in the country. It also aims to bridge all social, gender, and regional gaps with the active participation of the community in the management of schools.

Several schemes, like the Shiksha Karmi Project aims at Universalisation of Education in remote and socio-economically backward villages where the existing primary education set up is inadequate are being implemented. In view of achieving the goal of cent percent enrollment and retention of children in schools in the age group of 6-14 years, Child Tracking System has been introduced. Under the Mid-day Meal Scheme, a lot of students are being benefited.

For promoting girl's education, the State Government has undertaken several measures like; Kasturba Gandhi Balika Schools (KGBV), free Computer Education, Transport Voucher Scheme, Ladies bicycles, Bridge Courses of three to six months duration, Gargi Award and Aapki Beti Scheme. A centrally Sponsored Scheme of inclusive Education for the Disabled at the Secondary Stage (IEDSS) aims to enable all students with disabilities completing eight years of elementary schooling, an opportunity to complete four years of secondary schooling in an inclusive and enabling environment.

**Health:** Health is one of the major components of the status of human development in a population. The Infant Mortality Rate (IMR), which is considered to be one of the most sensitive indicators of human development lies at 63 infant deaths per 1,000 live births (SRS, 2008).

The Maternal mortality ratio of the State is 388 maternal deaths per 100,000 live births (SRS, 2004-06).

For improving hospital services, a major thrust has been laid on involving the private sector. Also, the private sector is being encouraged to set up new hospitals along with medical and nursing colleges to increase the supply of medical and para medical personnel.

Various schemes like the Chief Minister's BPL Jeevan Raksha Kosh has also been launched from 1.1.2009 for providing free treatment of BPL families. A World Bank assisted "Rajasthan Health System Development Project" is being implemented in the State.

The National Rural Health Mission (NRHM) is a national effort at ensuring provision of effective healthcare through a range of interventions at individual, household, community, and critically at the health system levels. The National Rural Health Mission (NRHM) seeks to provide effective health care to the poor, the vulnerable and marginalized sections of society throughout the country. The duration of the Mission is for seven years (2005-2012). The various schemes under this programme are Dhanvantari Ambulance Yojana, Rajiv Gandhi Medical Mobile Units, 5 litres Deshi Ghee Scheme, strengthening the infrastructure at various levels of health service delivery. The extension of wards and FBNC/MTCs in 20 district hospitals and works for 21 JSY maternity wards at CHCs has been completed, Human Resource Development, Janani Suraksha Yojana, in which, in this financial year, 8,90,030 Institutional deliveries have been conducted in the State level upto December, 2009. The institutional deliveries exhibit an increasing trend. Several trainings have been conducted for Skilled Birth Attendants, Dai or TBAs to build their capacity as well as upgrade their skills.

### **Project of Strengthening State Plans for Human Development in Rajasthan**

It is a collaborative project of Government of India-UNDP-Government of Rajasthan. Under this, a Human Development Research & Coordination unit was established in 2004 at the Directorate of Economics and Statistics to implement a collaborative project of Planning Commission GoI-UNDP and Planning Department, GoR titled 'Strengthening State Plans for Human Development'. The project has been successfully implemented in Rajasthan from 2004 to 2009. An effort has been made under the project to put people at the center of development in state/district plans firstly by sensitizing the state/district planners on the concept of human development and issues related to it through workshops at various levels and secondly, by assisting the district

planning process by providing situational analysis and visioning through district human development reports. Under the main components of the project, following are some of the achievements:

**Strengthening Statistical System :** A total of 351 officials of State and district level officers and staffs of Directorate of Economics and Statistics, Planning departments and other line departments were trained on Basic and Advanced courses of Computer Applications. The activity was undertaken to ensure better collection and reporting of State, District and local level data on indicators for Human Development. The training programmes were organized with the partner institute, HCM-RIPA, Jaipur. During the project period, 12 training programmes were conducted. The sessions included use of computer in data collection, consolidation, analysis reporting and presentation. Technical sessions included Microsoft office (Word, Excel, Power Point and Access), Data processing, Internet and multimedia and Statistical Package for Social Sciences (SPSS).

**State Human Development Report :** The First State Human Development Report of Rajasthan was released in the year 2002 followed by its update titled 'Human Development Report Rajasthan (An Update 2008)', which was released in the year 2008. This update report has been prepared by Institute of Development Studies, Jaipur with the support of Directorate of Economics & Statistics and concerned departments. The focus of this report is 'Inclusive Growth'. Various aspects of Human Development are examined with respect to its distribution across regions, social groups and gender in this report. This report presents the latest Human Development Index of the districts in the State.

**District Human Development Report:** Under this project, thirteen District Human Development Reports (DHDRs) covering all 12 BRGF districts and one non- BRGF district, Dholpur have been prepared. The DHDRs aims to gain deeper understanding of issues at district level and contribute to the 73<sup>rd</sup> and 74<sup>th</sup> Constitutional Amendments Acts, which mandates the preparation of district level plans. These DHDRs in Rajasthan mark the beginning of process whereby district plans are designed and implemented through a human development framework. The DHDRs are an attempt to analyze the status of human development attainment and key human development challenges faced and bring these issues to the district planning committees, state planners and policy makers.

DHDRs under this project were prepared in two phases. In the first phase, Institute of Development Studies, Jaipur prepared four DHDRs of Dungarpur, Dholpur, Jhalawar and Barmer districts. Learning from this pilot phase was used to redesign the preparation process making it more

participatory and enhancing ownership of districts. The remaining nine Backward Region Grant Fund districts of Rajasthan viz., Udaipur, Sirohi, Chittorgarh, Banswara, Tonk, Jalore, Jaisalmer, Sawai Madhopur and Karauli were covered in this second phase.

DHDRs in the second phase have been prepared under the leadership of District Collectors. The reports are meant to be a quality document with situational analysis, finding gaps, recommendations/roadmap and vision for 5 years. DHDRs are in Hindi and simple language. District Collectors had constituted a District Core Group with members within the district so that they may participate and contribute to further updation of DHDR and in using the document in District Plans. This District Core Group was responsible for overall guidance and maintaining the quality of preparation. The District Core Group mainly consisted of District Level Officers (DLOs) (Health, Education, Rural Development, Women Empowerment and other concerned departments), PRI members/members of District Planning Committee, Academicians from Social Science department of local College/University, Local NGOs/Project Managers under different development programmes etc.

The main chapters of the DHDRs are- Introduction (including socio-economic, demographic and geographic profile of the district), Health, Education, Livelihood, Status of Women and Way Ahead. DHDR present data at the district and sub-district level for key HD indicators. In consultation with the District Core Group, a smaller working group was formed with members from the District Core Group and each Working Group was led by an academician/ researcher/program manager who could do the write-up. The chapters were compiled and the complete report was reviewed and approved by District Core Group.

To further enhance quality of DHDRs, inputs of Planning Commission, experts from other States as well as subject specialists from within the State were taken. The drafts approved by District Core Group were reviewed at State Level/Planning Department for approval and the final drafts are under the process of release.

## **Capacity Building Programmes**

### **a) Trainings on Human Development: Concept and Issues**

In all, four State level Training of Trainers (ToTs) were organized with HCM – RIPA Jaipur for officials from State Planning Department and District Planning Cells, Rural Development, Economics & Statistics, Education and Health Departments. Seven Divisional level trainings covering all divisions of Rajasthan were organized on Human Development and gender issues. These workshops aimed at sensitizing

senior officers including Divisional Commissioner, Collectors and DLOs of main departments involved in planning and other departments concerned with Human Development issues.

Addressing lack of availability of resource persons, a cadre of master trainers was created through a series of training programmes for which a ToT module has also been evolved. ToTs at State level have prepared the cadre of Master Trainers who have imparted training at District level.

The State Administrative Training Institute HCM-RIPA, Jaipur and State Institute of Rural Development, IGPRS, Jaipur were identified to impart these trainings with the objective of institutionalizing the capacity building mechanism on Human Development issues.

#### **b) Trainings on Engendering District Plans.**

This activity was undertaken with the aim of training officers as well as members of District Planning Committees (DPCs) and Panchayati Raj Institutions (PRIs) to sensitize and enable them to prepare gender sensitive micro-plans at the Gram Panchayat, Panchayat Samiti, Zilla Parishad or District level.

Two State level TOTs and five District level trainings covering all five Districts of Jaipur division (Jaipur, Dausa, Sikar, Jhunjhunu and Alwar) were held in 2008. In all, 362 participants attended the trainings including Zila Pramukh, ACEOs, Project Directors, DWDA and DPC members of concerned Districts.

Thereafter, decentralized training campaigns for engendering micro plans at the Block level under the project were held in 48 blocks of Jaipur division. The key issues discussed in the training were Micro Planning, Gender issues in Development, Human Development, preparing gender sensitive micro plans from Ward/Gram Sabha to District level. A training module focusing on sensitization of District level officials and public representatives on District plans and engendering issues has been prepared for reference.

#### **c) Advocacy for HD**

Three State level orientation and sensitization workshops were organized with IDS, Jaipur for State level senior officials including Secretaries, HODs and Directors of concerned departments. Four one day workshops with HCM-RIPA were also organized at State level for the officers of Planning Department and Directorate of Economics & Statistics.

Advocacy campaigns have been is designed to hold one day sensitization workshop on Human Development and related issues in all Districts of the State. Over 1,000 officials/representatives participated in State and District level advocacy workshops covering State level officers, District level officers and public representatives.

A separate chapter on Human Development was incorporated in the Economic Reviews from 2006-07 to 2008-09, Annual Plans 2007-08 to 2009-10 and the 11<sup>th</sup> Five Year Plan document. The State has already included the status of development targets in these chapters.

#### **d) Collaboration with National Level Resource Institutions**

- (i)** The Reserve Bank of India-College of Agricultural Banking (RBI-CAB), Pune: A total of 31 people including officers of various Government departments, and academic institutes were trained at RBI-CAB, Pune on financing for Human Development. Total 16 people including faculty members of training and research institutes and Government officers were trained at RBI-CAB ToT programme, Pune on Human Development and District Planning.
- (ii)** National Institute of Public Finance and Policy (NIPFP), New Delhi: NIPFP, New Delhi conducted a study report on Financing Human Development in the State. The report was discussed in the National level writer's conclave organized jointly by Planning Commission, New Delhi, Planning Department, Rajasthan on attaining MDGs in Rajasthan.
- (iii)** International Institute of Population Sciences (IIPS), Mumbai: A Total of 10 officers were nominated and trained at IIPS Mumbai during June, 2006 to January, 2007. The department is being benefited by the capacity developed through these trainings.
- (iv)** Film & Television Institute of India (FTII), Pune: FTII Pune has prepared four films for the State on various social issues. These films are being screened in related trainings and workshops organized by HCM-RIPA, IGPRS as well as the Directorate of Economics and Statistics.

**Study Tours:** One Study tour to Kolkata was held in December 2008 and three study tours were held in November 2009 with different teams consisting of officers from DES, Planning department and Chief Minister's office. These Study tours were conducted to understand the functioning of DES in Andhra Pradesh, Maharashtra and Gujarat. The main issues studied were Human Development advocacy, data management and State Statistical plan, IT development and functioning



of DES in these States. Observations and recommendations of the study tours have been documented by the participants for wider sharing and evolving state specific strategies.

**GoI-UN-GoR Joint Programme on Convergence to meet Millennium Development Goals at District Level in Rajasthan**

The GoI-UN-GoR Joint programme on convergence is being implemented in seven States of India, namely, Rajasthan, Uttar Pradesh, Bihar, Jharkhand, Madhya Pradesh, Orissa and Chattisgarh. On February 13, 2009, the MoU of the Joint Programme was signed by ACS (Development), Rajasthan and UN representative in presence of the Chief Minister Rajasthan. Five districts have been selected for this Joint programme, namely; Barmer, Sawai Madhopur, Chittorgarh, Udaipur and Sirohi.

\*\*\*

# 1. महत्वपूर्ण आर्थिक सूचक

## 1. IMPORTANT ECONOMIC INDICATORS

सूचक (Indicator)	ईकाई (Unit)	1950-51	1960-61	1970-71	1980-81
सकल राज्य घरेलू उत्पाद प्रचलित कीमतों पर Gross State Domestic Product at current prices	करोड़ रुपये Crore Rs.	NA	NA	NA	5756
सकल राज्य घरेलू उत्पाद स्थिर कीमतों पर (1999-2000) Gross State Domestic Product at constant (1999-2000) Prices	करोड़ रुपये Crore Rs.	NA	NA	NA	26004
शुद्ध राज्य घरेलू उत्पाद प्रचलित कीमतों पर Net State Domestic Product at current prices	करोड़ रुपये Crore Rs.	NA	811	2119	5466
शुद्ध राज्य घरेलू उत्पाद स्थिर कीमतों पर (1999-2000) Net State Domestic Product at constant (1999-2000) Prices	करोड़ रुपये Crore Rs.	NA	12542	19156	20937
प्रति व्यक्ति आय प्रचलित कीमतों पर Per Capita Income at current prices	रुपये Rs.	NA	412	834	1619
प्रति व्यक्ति आय स्थिर कीमतों पर (1999-2000) Per Capita Income at constant (1999-2000) Prices	रुपये Rs.	NA	6373	7541	6200
सकल स्थाई पूंजी निर्माण Gross Fixed Capital Formation	करोड़ रुपये Crore Rs.	NA	NA	NA	872
औद्योगिक उत्पादन सूचकांक (1993-94=100) ◇ Index for Industrial Production		NA	NA	100 *	187.39 *
कृषि उत्पादन सूचकांक ** Index for Agricultural Production		NA	NA	NA	100.12 #
कुल खाद्यान्न उत्पादन ** Total Foodgrains Production	000 मेट्रन '000 MT	NA	4541	8841	6497
थोक भाव सूचकांक Wholesale Price Index 1952-53=100		NA	124.3	244.8	576.2
उपभोक्ता भाव सूचकांक ◇ Consumer Price Index					
(i) जयपुर (Jaipur) 1960=100		NA	NA	NA	437.92
(ii) अजमेर (Ajmer) 1960=100		NA	NA	NA	423.08
(iii) भीलवाड़ा (Bhilwara) 1960=100		NA	NA	NA	NA
राजकीय स्वास्थ्य संस्थाएँ Govt. Health Institutions	नम्बर (Number)	418	686	987	1505
राजकीय शिक्षण संस्थाएँ Govt. Educational Institutions	नम्बर (Number)	5243	16501	22406	30177

# 1980-81 तथा 1990-91 के लिये आधार वर्ष 1979-80 से 1981-82,

\* आधार वर्ष 1970=100

# Base year for 1980-81 & 1990-91 is 1979-80 to 1981-82,

\* Base year 1970=100

◇ कलेंडर वर्ष से संबंधित Relates to calendar year

\*\* कृषि वर्ष से संबंधित है Relates to Agriculture Year

# 1. महत्वपूर्ण आर्थिक सूचक

## 1. IMPORTANT ECONOMIC INDICATORS

सूचक (Indicator)	ईकाई (Unit)	1990-91	2000-01	2001-02	2002-03
सकल राज्य घरेलू उत्पाद प्रचलित कीमतों पर Gross State Domestic Product at current prices	करोड़ रुपये Crore Rs.	25076	82435	91771	88550
सकल राज्य घरेलू उत्पाद स्थिर कीमतों पर (1999-2000) Gross State Domestic Product at constant (1999-2000) Prices	करोड़ रुपये Crore Rs.	52130	81060	89869	80974
शुद्ध राज्य घरेलू उत्पाद प्रचलित कीमतों पर Net State Domestic Product at current prices	करोड़ रुपये Crore Rs.	22766	72766	80880	76605
शुद्ध राज्य घरेलू उत्पाद स्थिर कीमतों पर (1999-2000) Net State Domestic Product at constant (1999-2000) Prices	करोड़ रुपये Crore Rs.	47218	71764	79936	70333
प्रति व्यक्ति आय प्रचलित कीमतों पर Per Capita Income at current prices	रुपये Rs.	5219	13020	14098	13128
प्रति व्यक्ति आय स्थिर कीमतों पर (1999-2000) Per Capita Income at constant (1999-2000) Prices	रुपये Rs.	10825	12840	13933	12054
सकल स्थाई पूंजी निर्माण Gross Fixed Capital Formation	करोड़ रुपये Crore Rs.	3722	12592	13141	13805
औद्योगिक उत्पादन सूचकांक (1993-94=100) ◇		447.08 *	155.00	164.98	199.71
Index for Industrial Production					
कृषि उत्पादन सूचकांक ** (1991-92 to 1993-94)=100		211.43 #	95.66	130.99	67.69
Index for Agricultural Production					
कुल खाद्यान्न उत्पादन **	000 मेट्रन	10935	10040	14002	7535
Total Foodgrains Production	'000 MT				
थोक भाव सूचकांक Wholesale Price Index 1952-53=100		1247.4	2541.3	2578.9	2693.4
उपभोक्ता भाव सूचकांक ◇ Consumer Price Index					
(i) जयपुर (Jaipur) 1982=100		189.42	407.00	429.50	445.67
(ii) अजमेर (Ajmer) 1982=100		197.17	436.58	457.33	476.08
(iii) भीलवाड़ा (Bhilwara) 1982=100		NA	443.42	463.75	479.33
राजकीय स्वास्थ्य संस्थाएँ Govt. Health Institutions	नम्बर (Number)	9932	12247	12247	12248
राजकीय शिक्षण संस्थाएँ Govt. Educational Institutions	नम्बर (Number)	43003	71311	79940	87461

# 1980-81 तथा 1990-91 के लिए आधार वर्ष 1979-80 से 1981-82,

\* आधार वर्ष 1970=100

# Base year for 1980-81 & 1990-91 is 1979-80 to 1981-82,

\* Base year 1970=100

◇ कलेंडर वर्ष से संबंधित Relates to calendar year

\*\* कृषि वर्ष से संबंधित है Relates to Agriculture Year

# 1. महत्वपूर्ण आर्थिक सूचक

## 1. IMPORTANT ECONOMIC INDICATORS

सूचक (Indicator)	ईकाई (Unit)	2003-04	2004-05	2005-06	2006-07
सकल राज्य घरेलू उत्पाद प्रचलित कीमतों पर Gross State Domestic Product at current prices	करोड़ रुपये Crore Rs.	111606	117274	128644	153344
सकल राज्य घरेलू उत्पाद स्थिर कीमतों पर (1999-2000) Gross State Domestic Product at constant (1999-2000) Prices	करोड़ रुपये Crore Rs.	104189	102258	110293	124339
शुद्ध राज्य घरेलू उत्पाद प्रचलित कीमतों पर Net State Domestic Product at current prices	करोड़ रुपये Crore Rs.	98236	102376	111323	133476
शुद्ध राज्य घरेलू उत्पाद स्थिर कीमतों पर (1999-2000) Net State Domestic Product at constant (1999-2000) Prices	करोड़ रुपये Crore Rs.	92712	90445	97277	110039
प्रति व्यक्ति आय प्रचलित कीमतों पर Per Capita Income at current prices	रुपये Rs.	16507	16874	18008	21203
प्रति व्यक्ति आय स्थिर कीमतों पर (1999-2000) Per Capita Income at constant (1999-2000) Prices	रुपये Rs.	15579	14908	15736	17480
सकल स्थाई पूंजी निर्माण Gross Fixed Capital Formation	करोड़ रुपये Crore Rs.	18970	23248	28282	36451
औद्योगिक उत्पादन सूचकांक (1993-94=100) ◇ Index for Industrial Production		200.93	228.88	235.51	251.39
कृषि उत्पादन सूचकांक ** (1991-92 to 1993-94)=100 Index for Agricultural Production		172.02	154.24	153.84	167.63
कुल खाद्यान्न उत्पादन ** Total Foodgrains Production	000 मेट्रन '000 MT	18009	12163	10824	14928
थोक भाव सूचकांक Wholesale Price Index 1999-2000=100		2710.20@	128.54	135.68	149.76
उपभोक्ता भाव सूचकांक ◇ Consumer Price Index					
(i) जयपुर (Jaipur) 1982=100		455.33	472.92	116 +	127 +
(ii) अजमेर (Ajmer) 1982=100		490.25	519.42	112+	122 +
(iii) भीलवाड़ा (Bhilwara) 1982=100		490.00	512.17	115 +	125 +
राजकीय स्वास्थ्य संस्थाएँ Govt. Health Institutions	नम्बर (Number)	12185	12649	12811	12933
राजकीय शिक्षण संस्थाएँ Govt. Educational Institutions	नम्बर (Number)	89082	92287	96771	99842

@ आधार वर्ष 1952-53=100

+ आधार वर्ष 2001=100

@ Base year 1952-53=100,

+ Base year 2001=100

◇ कलेण्डर वर्ष से संबंधित Relates to Calendar Year

\*\* कृषि वर्ष से संबंधित है Relates to Agriculture Year

# 1. महत्वपूर्ण आर्थिक सूचक

## 1. IMPORTANT ECONOMIC INDICATORS

सूचक (Indicator)	ईकाई (Unit)	2007-08	2008-09	2009-10
सकल राज्य घरेलू उत्पाद प्रचलित कीमतों पर Gross State Domestic Product at current prices	करोड़ रुपये Crore Rs.	176420	201675	219769
सकल राज्य घरेलू उत्पाद स्थिर कीमतों पर (1999-2000) Gross State Domestic Product at constant (1999-2000) Prices	करोड़ रुपये Crore Rs.	135654	144568	148200
शुद्ध राज्य घरेलू उत्पाद प्रचलित कीमतों पर Net State Domestic Product at current prices	करोड़ रुपये Crore Rs.	153697	176044	191539
शुद्ध राज्य घरेलू उत्पाद स्थिर कीमतों पर (1999-2000) Net State Domestic Product at constant (1999-2000) Prices	करोड़ रुपये Crore Rs.	120267	128496	131331
प्रति व्यक्ति आय प्रचलित कीमतों पर Per Capita Income at current prices	रुपये Rs.	23986	27001	28885
प्रति व्यक्ति आय स्थिर कीमतों पर (1999-2000) Per Capita Income at constant (1999-2000) Prices	रुपये Rs.	18769	19708	19806
सकल स्थाई पूंजी निर्माण Gross Fixed Capital Formation	करोड़ रुपये Crore Rs.	50160	53761	
औद्योगिक उत्पादन सूचकांक (1993-94=100) ◇ Index for Industrial Production		257.49	282.95 *	307.62 *
कृषि उत्पादन सूचकांक ** (1991-92 to 1993-94)=100 Index for Agricultural Production		166.66	184.71(F)	
कुल खाद्यान्न उत्पादन ** Total Foodgrains Production	000 मै.टन '000 MT	16084	16679(F)	10702 *
थोक भाव सूचकांक 1999-2000=100 Wholesale Price Index		161.06	177.15	182.14+
उपभोक्ता भाव सूचकांक ◇ Consumer Price Index				
(i) जयपुर (Jaipur) 2001=100		134	145	159
(ii) अजमेर (Ajmer) 2001=100		129	138	152
(iii) भीलवाड़ा (Bhilwara) 2001=100		133	144	158
राजकीय स्वास्थ्य संस्थाएँ Govt. Health Institutions	नम्बर (Number)	13089	13315	
राजकीय शिक्षण संस्थाएँ Govt. Educational Institutions	नम्बर (Number)	103247		

\* प्रावधानिक समक, F अन्तिम,

◇ कलेण्डर वर्ष से संबंधित Relates to Calendar Year

\* Provisional Figures, F Final,

\*\* कृषि वर्ष से संबंधित है Relates to Agriculture Year

+ Average of April to December, 2009

+ अप्रैल से दिसम्बर, 2009 का औसत

2.सकल/शुद्ध राज्य घरेलू उत्पाद एवं प्रति व्यक्ति आय

2.GROSS/NET STATE DOMESTIC PRODUCT & PER CAPITA INCOME

वर्ष Year	सकल राज्य घरेलू उत्पाद (लाख रु.) Gross State Domestic Product (Lakh Rs.)		शुद्ध राज्य घरेलू उत्पाद (लाख रु.) Net State Domestic Product (Lakh Rs.)		प्रति व्यक्ति आय (रु.) Per Capita Income (Rs.)	
	प्रचलित current	स्थिर constant (1999-2000)	प्रचलित current	स्थिर constant (1999-2000)	प्रचलित current	स्थिर constant (1999-2000)
	1999-2000	8271971	8271971	7417385	7417385	13619
2000-01	8243491	8105959	7276624	7176407	13020	12840
2001-02	9177088	8986879	8087969	7993604	14098	13933
2002-03	8855005	8097363	7660457	7033318	13128	12054
2003-04	11160645	10418891	9823599	9271219	16507	15579
2004-05	11727431	10225816	10237596	9044459	16874	14908
2005-06	12864404	11029341	11132285	9727672	18008	15736
2006-07	15334351	12433920	13347564	11003909	21203	17480
2007-08 ( P )	17642021	13565364	15369735	12026726	23986	18769
2008-09 ( Q )	20167530	14456838	17604443	12849585	27001	19708
2009-10 ( A )	21976880	14820037	19153907	13133147	28885	19806

P-प्रावधानिक, Q-त्वरित, A-अग्रिम

P-Provosional, Q-Quick, A-Advance

3.औद्योगिक उद्भव पर सकल राज्य घरेलू उत्पाद—प्रचलित कीमतों पर  
3.GROSS STATE DOMESTIC PRODUCT BY INDUSTRIAL ORIGIN AT CURRENT PRICES

	लाख रु. (Lakh Rs.)					
क्षेत्र (Sector)	1999-2000	2000-01	2001-02	2002-03	2003-04	2004-05
1.कृषि (पशुपालन सहित) Agriculture ( Including A.H )	2328105	2110521	2548070	1910201	3192273	2937703
2. वानिकी Forestry	120749	132698	145570	167129	182479	194329
3.मत्स्य पालन Fisheries	5512	5456	6711	6353	6941	8452
4.खनन Mining	193764	191509	194078	219971	238159	279698
5.विनिर्माण Manufacturing	1074885	1076295	1047649	1082268	1198884	1406188
i.विनिर्माण (पंजीकृत) Manufacturing(Regd.)	705091	670803	640730	631271	682286	828724
ii.विनिर्माण (अपंजीकृत) Manufacturing(Un-Regd.)	369794	405492	406920	450997	516598	577464
6.निर्माण Construction	719543	691864	786897	852033	1139920	1411764
7.विद्युत, गैस तथा जल आपूर्ति Electricity,Gas & Water Supply	342365	363799	386505	445167	430654	399449
i विद्युत, गैस Electricity,Gas	269920	285593	302449	357650	336172	300972
ii जल आपूर्ति Water Supply	72445	78206	84056	87517	94482	98477
8.रेलवे Railways	90231	100086	119548	137915	150830	159420
9.अन्य परिवहन तथा भंडारण Other Transport & Storage	231090	246451	265199	289762	331650	377355
i अन्य परिवहन Other Transport	225969	240159	258280	282415	324394	368690
ii भंडारण Storage	5121	6292	6919	7347	7256	8665
10.संचार Communication	98292	112722	143957	152339	180844	202975
11.व्यापार, होटल तथा जलपान गृह Trade, Hotels & Restaurant	1161379	1152848	1272540	1178984	1490374	1588204
12.बैंकिंग एवं बीमा Banking and Insurance	249831	272967	325718	395999	435288	441790
13.स्थायर सम्पदा, आवासीय गृहों का स्वामित्व, वैधानिक एवं व्यावसायिक सेवाएँ Real Estate & Ownership of Dwelling, Legal and Business Services	558778	618976	690363	744292	793283	833135
14.लोक प्रशासन Public Administration	368448	395421	417453	432751	482256	503947
15.अन्य सेवाएँ Other Services	728998	771877	826829	839840	906811	983022
सकल राज्य घरेलू उत्पाद Gross State Domestic Product	8271971	8243491	9177088	8855005	11160645	11727431
कृषि क्षेत्र AGRICULTURE SECTOR	2454366	2248675	2700352	2083683	3381693	3140484
उद्योग क्षेत्र INDUSTRIES SECTOR	2330558	2323467	2415129	2599439	3007617	3497099
सेवा क्षेत्र SERVICES SECTOR	3487047	3671349	4061607	4171883	4771335	5089848

3.औद्योगिक उद्भव पर सकल राज्य घरेलू उत्पाद—प्रचलित कीमतों पर  
3.GROSS STATE DOMESTIC PRODUCT BY INDUSTRIAL ORIGIN AT CURRENT PRICES

	लाख रु. (Lakh Rs.)				
क्षेत्र (Sector)	2005-06	2006-07	2007-08 P	2008-09Q	2009-10 A
1.कृषि (पशुपालन सहित) Agriculture ( Including A.H )	2951096	3572479	4212523	4687236	4338234
2. वानिकी Forestry	215138	249473	299008	375088	460471
3.मत्स्य पालन Fisheries	9597	12501	14048	15426	17508
4.खनन Mining	277187	369718	446978	526317	619287
5.विनिर्माण Manufacturing	1630757	1949129	2254282	2503273	2702447
i.विनिर्माण (पंजीकृत) Manufacturing(Regd.)	984617	1182113	1348887	1497009	1616119
ii.विनिर्माण (अपंजीकृत) Manufacturing(Un-Regd.)	646140	767016	905395	1006264	1086328
6.निर्माण Construction	1809585	2171853	2495660	2765929	3252718
7.विद्युत, गैस तथा जल आपूर्ति Electricity,Gas & Water Supply	418357	445336	503321	566032	645073
i विद्युत, गैस Electricity,Gas	314148	329839	377565	420659	476784
ii जल आपूर्ति Water Supply	104209	115497	125756	145373	168289
8.रेलवे Railways	115497	135190	158090	182910	197360
9.अन्य परिवहन तथा भंडारण Other Transport & Storage	439172	524068	604948	685730	785694
i अन्य परिवहन Other Transport	427434	510737	589727	667879	764883
ii भंडारण Storage	11738	13331	15221	17851	20811
10.संचार Communication	238184	270615	318763	388572	473669
11.व्यापार, होटल तथा जलपान गृह Trade, Hotels & Restaurant	1759464	2198188	2536734	2845979	3093435
12.बैंकिंग एवं बीमा Banking and Insurance	467402	592704	673555	808266	903641
13.स्थायर सम्पदा, आवासीय गृहों का स्वामित्व, वैधानिक एवं व्यावसायिक सेवाएँ Real Estate & Ownership of Dwelling, Legal and Business Services	901567	974222	1050718	1171783	1329964
14.लोक प्रशासन Public Administration	562012	634277	728102	933796	1094058
15.अन्य सेवाएँ Other Services	1069388	1234598	1345290	1711194	2063320
सकल राज्य घरेलू उत्पाद Gross State Domestic Product	12864404	15334351	17642021	20167530	21976880
कृषि क्षेत्र AGRICULTURE SECTOR	3175830	3834453	4525579	5077750	4816213
उद्योग क्षेत्र INDUSTRIES SECTOR	4135887	4936036	5700241	6361551	7219525
सेवा क्षेत्र SERVICES SECTOR	5552687	6563862	7416201	8728229	9941142
P-प्रावधानिक, Q-त्वरित, A-अग्रिम	P-Provosional, Q-Quick, A-Advance				



4. औद्योगिक उद्भव पर सकल राज्य घरेलू उत्पाद—स्थिर कीमतों पर (1999–2000)  
4. GROSS STATE DOMESTIC PRODUCT BY INDUSTRIAL ORIGIN AT CONSTANT (1999-2000) PRICES

क्षेत्र (Sector)	1999-2000	2000-01	2001-02	2002-03	2003-04	2004-05
					लाख रु.	(Lakh Rs.)
1.कृषि ( पशुपालन सहित) Agriculture ( Including A.H )	2328105	2168959	2764298	1780991	3344719	2855141
2. वानिकी Forestry	120749	129772	138643	147475	157089	166816
3.मत्स्य पालन Fisheries	5512	5159	6072	5683	6083	7189
4.खनन Mining	193764	184639	194202	231792	266465	245811
5.विनिर्माण Manufacturing	1074885	1048625	1003686	1002551	1048396	1163683
i.विनिर्माण (पंजीकृत) Manufacturing(Regd.)	705091	649306	609753	585176	598578	683914
ii.विनिर्माण (अपंजीकृत) Manufacturing(Un-Regd.)	369794	399319	393933	417375	449817	479769
6.निर्माण Construction	719543	670510	758046	820910	1032236	1156646
7.विद्युत, गैस तथा जल आपूर्ति Electricity, Gas & Water Supply	342365	348537	352187	390580	367900	326988
i विद्युत, गैस Electricity, Gas	269920	273606	275241	313885	287305	246388
ii जल आपूर्ति Water Supply	72445	74931	76946	76695	80595	80600
8.रेलवे Railways	90231	102667	117178	130494	138711	151956
9.अन्य परिवहन तथा भंडारण Other Transport & Storage	231090	236109	243411	253986	283440	309451
i अन्य परिवहन Other Transport	225969	230080	237064	247547	277239	302345
ii भंडारण Storage	5121	6029	6347	6439	6201	7106
10.संचार Communication	98292	121362	152119	178514	219415	259145
11.व्यापार, होटल तथा जलपान गृह Trade, Hotels & Restaurant	1161379	1126542	1226412	1054702	1347963	1380206
12.बैंकिंग एवं बीमा Banking and Insurance	249831	267433	294511	344159	345731	368371
13.स्थावर सम्पदा, आवासीय गृहो का स्वामित्व, वैधानिक एवं व्यावसायिक सेवाएँ Real Estate & Ownership of Dwelling, Legal and Business Services	558778	573752	607350	627735	657614	673679
14.लोक प्रशासन Public Administration	368448	378865	382143	379240	411376	413173
15.अन्य सेवाएँ Other Services	728998	743028	746620	748550	791753	747563
सकल राज्य घरेलू उत्पाद Gross State Domestic Product	8271971	8105959	8986879	8097363	10418891	10225816
कृषि क्षेत्र AGRICULTURE SECTOR	2454366	2303891	2909013	1934149	3507892	3029145
उद्योग क्षेत्र INDUSTRIES SECTOR	2330558	2252311	2308121	2445834	2714997	2893127
सेवा क्षेत्र SERVICES SECTOR	3487047	3549757	3769745	3717380	4196002	4303544

4. औद्योगिक उद्भव पर सकल राज्य घरेलू उत्पाद-स्थिर कीमतों पर (1999-2000)

4. GROSS STATE DOMESTIC PRODUCT BY INDUSTRIAL ORIGIN AT CONSTANT (1999-2000) PRICES

क्षेत्र (Sector)	2005-06	2006-07	2007-08 P	2008-09Q	2009-10 A
1.कृषि ( पशुपालन सहित) Agriculture ( Including A.H )	2818801	3111943	3290045	3427595	2721441
2. वानिकी Forestry	176052	186418	197883	209585	222448
3.मत्स्य पालन Fisheries	7830	9403	9688	10135	10937
4.खनन Mining	258287	373211	387938	396425	429494
5.विनिर्माण Manufacturing	1319928	1479283	1611945	1649626	1778984
i.विनिर्माण (पंजीकृत) Manufacturing(Regd.)	796932	897160	964526	987073	1064476
ii.विनिर्माण (अपंजीकृत) Manufacturing(Un-Regd.)	522996	582123	647419	662553	714508
6.निर्माण Construction	1378937	1538048	1657148	1709562	1858835
7.विद्युत, गैस तथा जल आपूर्ति Electricity,Gas & Water Supply	324363	315423	338933	350559	373188
i विद्युत, गैस Electricity,Gas	243492	233429	253940	260001	275967
ii जल आपूर्ति Water Supply	80871	81994	84993	90558	97221
8.रेलवे Railways	115347	122125	133474	142417	152956
9.अन्य परिवहन तथा भंडारण Other Transport & Storage	340399	370885	406872	423835	449002
i अन्य परिवहन Other Transport	331300	361451	396634	412802	437109
ii भंडारण Storage	9099	9434	10238	11033	11893
10.संचार Communication	422215	600502	897204	1126888	1415372
11.व्यापार, होटल तथा जलपान गृह Trade, Hotels & Restaurant	1478827	1727295	1844967	1900418	2001404
12.बैंकिंग एवं बीमा Banking and Insurance	413965	534319	619154	681069	776849
13.स्थावर सम्पदा, आवासीय गृहो का स्वामित्व, वैधानिक एवं व्यावसायिक सेवाएँ Real Estate & Ownership of Dwelling, Legal and Business Services	700288	732161	766484	785542	824352
14.लोक प्रशासन Public Administration	436142	450289	492094	582421	630327
15.अन्य सेवाएँ Other Services	837961	882615	911534	1060760	1174449
सकल राज्य घरेलू उत्पाद Gross State Domestic Product	11029341	12433920	13565364	14456838	14820037
कृषि क्षेत्र AGRICULTURE SECTOR	3002683	3307764	3497617	3647316	2954826
उद्योग क्षेत्र INDUSTRIES SECTOR	3281514	3705965	3995964	4106172	4440501
सेवा क्षेत्र SERVICES SECTOR	4745144	5420191	6071783	6703350	7424710

P-प्रावधानिक, Q-त्वरित, A-अग्रिम

P-Provosional, Q-Quick, A-Advance

5. औद्योगिक उद्भव पर शुद्ध राज्य घरेलू उत्पाद-प्रचलित कीमतों पर  
5. NET STATE DOMESTIC PRODUCT BY INDUSTRIAL ORIGIN AT CURRENT PRICES

क्षेत्र (Sector)	1999-2000	2000-01	2001-02	2002-03	2003-04	2004-05
	लाख रु. (Lakh Rs.)					
1.कृषि (पशुपालन सहित) Agriculture ( Including A.H )	2231943	2006604	2430080	1780322	3047906	2772827
2. वानिकी Forestry	116059	127706	140691	160531	175216	186739
3.मत्स्य पालन Fisheries	4952	4858	5845	5472	5881	6957
4.खनन Mining	153446	153254	154154	183831	198400	238514
5.विनिर्माण Manufacturing	801610	765881	701313	706728	779003	919309
i.विनिर्माण (पंजीकृत) Manufacturing(Regd.)	486983	422947	363347	331723	350909	450819
ii.विनिर्माण (अपंजीकृत) Manufacturing(Un-Regd.)	314627	342934	337967	375005	428094	468490
6.निर्माण Construction	699805	671884	762467	825033	1104237	1372434
7.विद्युत, गैस तथा जल आपूर्ति Electricity,Gas & Water Supply	202250	193034	203699	251712	223900	198829
i विद्युत, गैस Electricity,Gas	176426	164260	173127	221199	190246	164186
ii जल आपूर्ति Water Supply	25824	28774	30572	30513	33654	34643
8.रेलवे Railways	64864	70034	87566	100981	107073	121258
9.अन्य परिवहन तथा भंडारण Other Transport & Storage	199311	208712	219672	232971	270621	309386
i अन्य परिवहन Other Transport	194483	202777	213148	226074	263793	301226
ii भंडारण Storage	4828	5935	6524	6897	6828	8160
10.संचार Communication	75592	89613	114749	117856	143518	160179
11.व्यापार, होटल तथा जलपान गृह Trade, Hotels & Restaurant	1139439	1128549	1246519	1153537	1459444	1551888
12.बैंकिंग एवं बीमा Banking and Insurance	242586	263972	315480	384647	422921	428546
13.स्थावर सम्पदा, आवासीय गृहों का स्वामित्व, वैधानिक एवं व्यावसायिक सेवाएँ Real Estate & Ownership of Dwelling, Legal and Business Services	468045	513024	558800	591429	615094	615129
14.लोक प्रशासन Public Administration	307195	329863	345982	357332	398634	417909
15.अन्य सेवाएँ Other Services	710287	749635	800951	808074	871752	937692
शुद्ध राज्य घरेलू उत्पाद Net State Domestic Product	7417385	7276624	8087969	7660457	9823599	10237596
कृषि क्षेत्र AGRICULTURE SECTOR	2352954	2139168	2576617	1946325	3229003	2966523
उद्योग क्षेत्र INDUSTRIES SECTOR	1857112	1784053	1821633	1967304	2305540	2729086
सेवा क्षेत्र SERVICES SECTOR	3207319	3353403	3689719	3746828	4289056	4541987

5. औद्योगिक उद्भव पर शुद्ध राज्य घरेलू उत्पाद-प्रचलित कीमतों पर  
5. NET STATE DOMESTIC PRODUCT BY INDUSTRIAL ORIGIN AT CURRENT PRICES

क्षेत्र (Sector)	लाख रु. (Lakh Rs.)				
	2005-06	2006-07	2007-08P	2008-09Q	2009-10A
1.कृषि (पशुपालन सहित) Agriculture ( Including A.H )	2764963	3363510	3966115	4413060	4084473
2. वानिकी Forestry	206917	239242	286746	359706	441587
3.मत्स्य पालन Fisheries	7961	10259	11528	12659	14368
4.खनन Mining	223945	315061	380899	448510	527735
5.विनिर्माण Manufacturing	1054106	1259864	1461775	1623452	1752623
i.विनिर्माण (पंजीकृत) Manufacturing(Regd.)	538570	645395	736448	817318	882348
ii.विनिर्माण (अपंजीकृत) Manufacturing(Un-Regd.)	515536	614469	725326	806134	870275
6.निर्माण Construction	1759713	2113371	2428459	2691450	3165131
7.विद्युत, गैस तथा जल आपूर्ति Electricity,Gas & Water Supply	191081	203658	233478	270163	320059
i विद्युत, गैस Electricity,Gas	150892	158555	181497	202212	229192
ii जल आपूर्ति Water Supply	40189	45103	51981	67951	90867
8.रेलवे Railways	87065	107022	126614	147834	158391
9.अन्य परिवहन तथा भंडारण Other Transport & Storage	358159	433068	499883	566709	649369
i अन्य परिवहन Other Transport	347147	420430	485453	549786	629639
ii भंडारण Storage	11012	12638	14430	16923	19730
10.संचार Communication	178950	192604	220989	266268	320681
11.व्यापार, होटल तथा जलपान गृह Trade, Hotels & Restaurant	1719533	2148768	2479703	2781995	3023888
12.बैंकिंग एवं बीमा Banking and Insurance	453109	575633	654430	786675	879265
13.स्थावर सम्पदा, आवासीय गृहों का स्वामित्व, वैधानिक एवं व्यावसायिक सेवाएँ Real Estate & Ownership of Dwelling, Legal and Business Services	647884	686160	740038	825306	936715
14.लोक प्रशासन Public Administration	466291	521817	595976	778565	911682
15.अन्य सेवाएँ Other Services	1012607	1177527	1283102	1632091	1967940
शुद्ध राज्य घरेलू उत्पाद Net State Domestic Product	11132285	13347564	15369735	17604443	19153907
कृषि क्षेत्र AGRICULTURE SECTOR	2979840	3613011	4264390	4785425	4540428
उद्योग क्षेत्र INDUSTRIES SECTOR	3228846	3891954	4504610	5033575	5765548
सेवा क्षेत्र SERVICES SECTOR	4923599	5842599	6600735	7785443	8847931
P-प्रावधानिक, Q-त्वरित, A-अग्रिम	P-Provosional, Q-Quick, A-Advance				

6. औद्योगिक उद्भव पर शुद्ध राज्य घरेलू उत्पाद—स्थिर कीमतों पर (1999–2000)  
6. NET STATE DOMESTIC PRODUCT BY INDUSTRIAL ORIGIN AT CONSTANT (1999-2000) PRICES

क्षेत्र (Sector)	लाख रु. (Lakh Rs.)					
	1999-2000	2000-01	2001-02	2002-03	2003-04	2004-05
1.कृषि ( पशुपालन सहित) Agriculture ( Including A.H )	2231943	2067024	2654733	1664084	3218851	2723082
2. वानिकी Forestry	116059	124843	134042	141435	150628	160595
3.मत्स्य पालन Fisheries	4952	4585	5288	4886	5151	5957
4.खनन Mining	153446	147556	157656	199672	232240	213037
5.विनिर्माण Manufacturing	801610	753740	690466	668593	687580	773313
i.विनिर्माण (पंजीकृत) Manufacturing(Regd.)	486983	414236	358730	318007	311246	376502
ii.विनिर्माण (अपंजीकृत) Manufacturing(Un-Regd.)	314627	339504	331736	350586	376333	396811
6.निर्माण Construction	699805	651575	735868	796667	1000850	1124119
7.विद्युत, गैस तथा जल आपूर्ति Electricity, Gas & Water Supply	202250	183402	185174	218520	189993	167085
i विद्युत, गैस Electricity, Gas	176426	160156	161050	196884	166328	138552
ii जल आपूर्ति Water Supply	25824	23246	24124	21636	23665	28533
8.रेलवे Railways	64864	73508	86617	96470	104045	126216
9.अन्य परिवहन तथा भंडारण Other Transport & Storage	199311	200355	201540	202232	228303	251167
i अन्य परिवहन Other Transport	194483	194666	195550	196186	222460	244455
ii भंडारण Storage	4828	5689	5990	6046	5843	6712
10.संचार Communication	75592	98885	125327	147856	187299	225354
11.व्यापार, होटल तथा जलपान गृह Trade, Hotels & Restaurant	1139439	1103539	1202816	1031910	1321340	1351041
12.बैंकिंग एवं बीमा Banking and Insurance	242586	258896	285240	334046	335071	357688
13.स्थावर सम्पदा, आवासीय गृहों का स्वामित्व, वैधानिक एवं व्यावसायिक सेवाएँ Real Estate & Ownership of Dwelling, Legal and Business Services	468045	471842	489873	495253	509430	510251
14.लोक प्रशासन Public Administration	307195	314924	315920	311451	338461	343653
15.अन्य सेवाएँ Other Services	710287	721733	723044	720242	761978	711903
शुद्ध राज्य घरेलू उत्पाद Net State Domestic Product	7417385	7176407	7993604	7033318	9271219	9044459
कृषि क्षेत्र AGRICULTURE SECTOR	2352954	2196453	2794063	1810404	3374630	2889633
उद्योग क्षेत्र INDUSTRIES SECTOR	1857112	1736273	1769164	1883453	2110663	2277553
सेवा क्षेत्र SERVICES SECTOR	3207319	3243681	3430377	3339461	3785926	3877273

6. औद्योगिक उद्भव पर शुद्ध राज्य घरेलू उत्पाद-स्थिर कीमतों पर (1999-2000)

6. NET STATE DOMESTIC PRODUCT BY INDUSTRIAL ORIGIN AT CONSTANT (1999-2000) PRICES

क्षेत्र (Sector)	2005-06	2006-07	2007-08 P	2008-09Q	2009-10A
1.कृषि ( पशुपालन सहित) Agriculture ( Including A.H )	2678043	2960718	3130165	3261031	2589193
2. वानिकी Forestry	169636	178829	189828	201054	213392
3.मत्स्य पालन Fisheries	6508	7611	7842	8203	8853
4.खनन Mining	218301	333899	347075	354667	384253
5.विनिर्माण Manufacturing	882035	978942	1070199	1095217	1181099
i.विनिर्माण (पंजीकृत) Manufacturing(Regd.)	452026	500243	537805	550377	593536
ii.विनिर्माण (अपंजीकृत) Manufacturing(Un-Regd.)	430009	478699	532394	544839	587564
6.निर्माण Construction	1339611	1494010	1609700	1660613	1805612
7.विद्युत, गैस तथा जल आपूर्ति Electricity, Gas & Water Supply	153421	141635	152621	157490	167544
i विद्युत, गैस Electricity, Gas	125370	113194	123140	126079	133822
ii जल आपूर्ति Water Supply	28051	28441	29481	31411	33722
8.रेलवे Railways	97296	104602	115126	123248	132978
9.अन्य परिवहन तथा भंडारण Other Transport & Storage	273708	297624	326486	340152	360381
i अन्य परिवहन Other Transport	265146	288671	316770	329682	349095
ii भंडारण Storage	8562	8953	9716	10470	11286
10.संचार Communication	378581	545732	830827	1046601	1318260
11.व्यापार, होटल तथा जलपान गृह Trade, Hotels & Restaurant	1448333	1691407	1806634	1860933	1959821
12.बैंकिंग एवं बीमा Banking and Insurance	403058	521883	605816	666778	761570
13.स्थावर सम्पदा, आवासीय गृहों का स्वामित्व, वैधानिक एवं व्यावसायिक सेवाएँ Real Estate & Ownership of Dwelling, Legal and Business Services	520577	536500	561651	575615	604054
14.लोक प्रशासन Public Administration	362850	368157	402796	485601	525254
15.अन्य सेवाएँ Other Services	795715	842360	869960	1012380	1120884
शुद्ध राज्य घरेलू उत्पाद Net State Domestic Product	9727672	11003909	12026726	12849586	13133147
कृषि क्षेत्र AGRICULTURE SECTOR	2854187	3147158	3327835	3470288	2811437
उद्योग क्षेत्र INDUSTRIES SECTOR	2593367	2948486	3179595	3267989	3538509
सेवा क्षेत्र SERVICES SECTOR	4280118	4908265	5519296	6111309	6783201
P-प्रावधानिक, Q-त्तरित, A-अग्रिम	P-Provosional, Q-Quick, A-Advance				

## 7. सकल स्थाई पूँजी निर्माण

### 7. GROSS FIXED CAPITAL FORMATION

करोड़ रुपये (Crore Rs.)			
वर्ष	सार्वजनिक क्षेत्र	निजी क्षेत्र	कुल
Year	Public Sector	Private Sector	Total
1999-2000	5142.00	7160.23	12302.23
2000-01	5646.25	6946.09	12592.34
2001-02	5979.36	7161.89	13141.25
2002-03	5849.32	7955.24	13804.56
2003-04	7485.00	11485.35	18970.35
2004-05	8926.88	14320.92	23247.80
2005-06	9334.34	18948.13	28282.47
2006-07	13836.11	22614.59	36450.70
2007-08	24492.91	25667.01	50159.92
2008-09	26909.60	26851.63	53761.23

**8. बजट-अधिशेष (+)/घाटा (-)**  
**8. BUDGET-SURPLUS (+) / DEFICIT(-)**

वर्ष Year	करोड़ रुपये (Crore Rs.)			
	राजस्व घाटा Revenue Deficit	बजट घाटा Budget Deficit	प्रारम्भिक घाटा Primary Deficit	राजकोषीय घाटा Fiscal Deficit
1999-2000	-3639.95	495.66		-5361.20
2000-01	-2633.58	-179.27	-973.94	-4313.20
2001-02	-3795.69	90.83	-1870.38	-5748.37
2002-03	-3933.92	-206.53	-1813.88	-6114.02
2003-04	-3424.44	-55.08	-2598.98	-7367.13
2004-05	-2142.60	-124.92	-973.98	-6145.98
2005-06	-660.02	205.75	59.93	-5150.07
2006-07	638.38	272.13	1732.09	-3969.73
2007-08	1652.98	-921.29	2534.62	-3408.37
2008-09(R.E.)	-283.02	9.54	-472.62	-6714.18
2009-10 (B.E.)	-1408.64	39.20	-1665.69	-8419.88



9. बजट (प्राप्तियां)  
9. BUDGET (Receipts)

(करोड़ रुपये) (Crore Rs.)

राजस्व प्राप्तियां (Revenue Receipts)				
वर्ष Year	कर राजस्व Tax Revenue	कर भिन्न राजस्व Non-Tax Revenue	सहायता एवं अनुदान Grants in Aid	पूंजीगत प्राप्तियां Capital Receipts
1999-2000	6715.73	1573.78	1500.10	
2000-01	8136.57	1687.98	2577.22	
2001-02	8553.53	1508.46	2091.30	
2002-03	9316.44	1569.00	2196.42	
2003-04	10848.40	2071.64	2503.80	4.68
2004-05	12720.43	2146.15	2897.01	
2005-06	15180.31	2737.67	2921.21	0.81
2006-07	18368.61	3430.61	3792.96	
2007-08	21802.33	4053.93	4924.36	1.16
2008-09(R.E.)	24131.29	3839.91	6411.98	0.00
2009-10(B.E.)	26359.96	5283.00	6625.01	0.00

**9. बजट (प्राप्तियाँ)**  
**9. BUDGET (Receipts)**

(करोड़ रुपये) (Crore Rs.)

राजस्व प्राप्तियाँ के अतिरिक्त प्राप्तियाँ					
Receipt outside the Revenue Account					
वर्ष Year	लोकऋण Public Debt.	कर्ज एवं अग्रिम Loans & Adv.	आकस्मिक निधि Contingency Fund	लोक लेखा (शुद्ध) Public Account (Net)	कुल प्राप्तियाँ Total Receipts
1999-2000	11414.96	120.04		1574.78	22899.39
2000-01	10334.67	123.80		1141.14	24001.39
2001-02	13287.74	69.24		884.16	26394.44
2002-03	17236.36	125.24		1277.04	31720.50
2003-04	18604.48	158.98		1436.96	35628.94
2004-05	11791.40	124.63		911.21	30590.82
2005-06	5495.30	237.61		853.20	27426.11
2006-07	4222.14	513.90		1800.14	32128.36
2007-08	5063.33	1780.73		-730.44	36895.40
2008-09(R.E.)	7971.64	94.48	165.00	1019.69	43633.99
2009-10(B.E.)	9399.72	102.28	0.00	2006.58	49776.55

**10. बजट (व्यय)**  
**10. BUDGET (Expenditure)**

करोड़ रुपये (Crore Rs.)

वर्ष Year	राजस्व व्यय (Revenue Expenditure)				पूँजीगत व्यय (शुद्ध) Capital Exp.(Net)				
	आयोजना भिन्न	आयोजना	केन्द्र प्रवर्तित योजना	कुल	आयोजना भिन्न	आयोजना	केन्द्र प्रवर्तित योजना	कुल	
	Non- Plan	Plan	CSS	Total	Non- Plan	Plan	CSS	Total	
1999-2000	11786.83	1267.60	375.12	13429.55	34.83	1273.50	208.95	1517.28	
2000-01	13150.04	1457.62	427.70	15035.36	62.00	1008.62	313.45	1384.07	
2001-02	13762.52	1657.61	528.85	15948.98	72.56	1382.61	362.64	1817.81	
2002-03	14743.64	1793.46	478.68	17015.78	71.01	1532.88	423.65	2027.54	
2003-04	16617.12	1698.15	533.02	18848.29	64.00	2739.01	377.97	3180.98	
2004-05	17164.22	2236.68	505.29	19906.19	67.79	3044.93	375.57	3488.29	
2005-06	18367.68	2430.25	701.28	21499.21	60.59	3733.80	499.29	4293.68	
2006-07	21153.68	2910.27	889.85	24953.80	141.78	3833.26	834.31	4809.35	
2007-08	23993.98	4094.23	1039.43	29127.64	944.28	4576.18	1035.09	6555.55	
2008-09(R.E.)	28600.53	4438.27	1627.40	34666.20	-195.69	4941.07	1240.25	5985.63	
2009-10(B.E.)	33136.15	4936.25	1604.21	39676.61	-671.75	5818.51	1717.46	6864.22	

**10. बजट (व्यय)**  
**10. BUDGET (Expenditure)**

करोड़ रुपये (Crore Rs.)

वर्ष Year	लोक ऋण Public Debt	कर्ज एवं अग्रिम Loans & Advance	आकस्मिक निधि Contingency Fund	कुल पूँजीगत व्यय Total capital Expenditure	कुल व्यय Total Expenditure
1999-2000	7132.85	324.05		8974.18	22403.73
2000-01	7341.88	419.35		9145.30	24180.66
2001-02	8332.71	204.11		10354.63	26303.61
2002-03	12605.91	277.80		14911.25	31927.03
2003-04	12729.39	925.37		16835.74	35684.03
2004-05	6681.55	639.72		10809.56	30715.75
2005-06	992.48	434.18		5720.34	27219.55
2006-07	1780.43	312.65		6902.43	31856.23
2007-08	1845.81	287.69		8689.05	37816.69
2008-09(R.E.)	2432.61	375.01	165.00	8958.25	43624.45
2009-10(B.E.)	2947.23	249.30	0.00	10060.75	49737.36

11. योजनावार व्यय  
11. PLAN-WISE EXPENDITURE

करोड़ रुपये (Crore Rs.)

क्षेत्र	प्रथम योजना	द्वितीय योजना	तृतीय योजना	वार्षिक योजनाएँ	चतुर्थ योजना	पंचम योजना	वार्षिक योजना	षष्ठम् योजना
Sector	I Plan 1951-56	II Plan 1956-61	III Plan 1961-66	Annual Plans 1966-69	IV Plan 1969-74	V Plan 1974-79	Annual Plan 1979-80	VI Plan 1980-85
I कृषि एवं सम्बद्ध सेवाएँ Agriculture & Allied Services	2.88	8.26	14.83	10.95	15.60	46.85	20.35	122.88
II ग्रामीण विकास Rural Development	3.04	12.52	14.48	4.15	3.00	19.24	18.12	124.51
III विशेष क्षेत्रीय कार्यक्रम Special Area Programme	0.00	0.00	0.00	0.00	0.00	0.00	0.00	0.00
IV सिंचाई एवं बाढ़ नियन्त्रण Irrigation & Flood Control	31.31	27.86	87.88	46.59	105.26	271.17	76.31	547.08
V उर्जा Energy	1.24	15.15	39.36	46.82	93.98	248.97	100.00	566.14
VI उद्योग एवं खनिज Industries & Minerals	0.46	3.37	3.31	2.06	8.55	34.53	11.87	83.66
VII परिवहन Transport	5.55	10.17	9.75	4.41	9.99	84.20	22.57	243.95
VIII वैज्ञानिक सेवाएँ Scientific Services	0.00	0.00	0.00	0.00	0.00	0.00	0.00	0.15
IX सामाजिक एवं सामुदायिक सेवाएँ Social & Community Services	9.12	25.05	42.86	21.67	72.07	149.05	39.74	420.10
X आर्थिक सेवाएँ Economic Services	0.55	0.11	0.23	0.11	0.34	0.83	0.16	1.50
XI सामान्य सेवाएँ General Services	0.00	0.25	0.00	0.00	0.00	2.78	1.07	10.28
योग (Total)	54.15	102.74	212.70	136.76	308.79	857.62	290.19	2120.25

**11.योजनावार व्यय**  
**11.PLAN-WISE EXPENDITURE**

करोड़ रुपये (Crore Rs.)

क्षेत्र	सप्तम् योजना	वार्षिक योजना	वार्षिक योजना	अष्टम् योजना	नवम् योजना	दशम् योजना	ग्यारहवी योजना (प्रस्तावित)
Sector	VII Plan 1985-90	Annual Plan 1990-91	Annual Plan 1991-92	VIII Plan 1992-97	IX Plan 1997-02	X Plan 2002-07	XI Plan (Proposed) 2007-2012
I कृषि एवं सम्बद्ध सेवाएँ Agriculture & Allied Services	203.41	79.56	95.27	1112.14	1050.07	1013.12	2269.07
II ग्रामीण विकास Rural Development	210.41	73.60	101.84	871.40	1686.42	2991.91	5332.14
III विशेष क्षेत्रीय कार्यक्रम Special Area Programme	1.73	0.40	1.00	39.03	149.41	237.67	338.58
IV सिंचाई एवं बाढ़ नियन्त्रण Irrigation & Flood Control	690.51	177.49	218.14	1836.19	2259.65	3774.71	7302.06
V उर्जा Energy	921.77	275.13	347.11	3253.90	5258.06	10461.46	25606.75
VI उद्योग एवं खनिज Industries & Minerals	145.57	88.72	62.22	638.98	646.80	567.94	958.65
VII परिवहन Transport	142.48	42.40	60.30	868.20	1882.56	3107.64	4683.06
VIII वैज्ञानिक सेवाएँ Scientific Services	2.41	1.76	2.46	16.65	10.10	7.17	29.70
IX सामाजिक एवं सामुदायिक सेवाएँ Social & Community Services	736.26	222.31	278.44	3095.79	6397.50	10196.95	20103.68
X आर्थिक सेवाएँ Economic Services	12.28	5.88	8.08	71.67	84.18	1020.76	731.04
XI सामान्य सेवाएँ General Services	39.35 *	8.32 *	9.55	195.02	142.08	355.81	4377.25
<b>योग (Total)</b>	<b>3106.18</b>	<b>975.57</b>	<b>1184.41</b>	<b>11998.97</b>	<b>19566.83</b>	<b>33735.14</b>	<b>71731.98</b>

\* Includes Rs. 22.35 crores and 3.13 Crores for upgradation Grant under Finance Commission.

**12.योजनान्तर्गत व्यय**  
**12. EXPENDITURE DURING PLAN**

करोड रुपये (Crore Rs.)

क्षेत्र (Sector)	ELVENTH PLAN (ग्यारहवीं योजना)		
	2007-08	2008-09	2009-10 (upto Jan., 2010)
I कृषि एवं सम्बद्ध सेवाएँ Agriculture & Allied Services	519.40	772.50	515.98
II ग्रामीण विकास Rural Development	986.70	1272.31	1058.58
III विशेष क्षेत्रीय कार्यक्रम Special Area Programme	86.63	100.49	90.92
IV सिंचाई एवं बाढ़ नियन्त्रण Irrigation & Flood Control	877.07	836.83	534.30
V ऊर्जा Energy	5692.38	6044.60	5246.61
VI उद्योग एवं खनिज Industries & Minerals	170.17	120.63	46.50
VII परिवहन Transport	678.22	724.73	577.14
VIII वैज्ञानिक सेवाएँ Scientific Services	2.81	5.75	4.17
IX सामाजिक एवं सामुदायिक सेवाएँ Social & Community Services	3929.03	4648.44	3979.03
X आर्थिक सेवाएँ Economic Services	693.87	277.81	44.82
XI सामान्य सेवाएँ General Services	158.41	119.26	35.31
<b>योग (Total)</b>	<b>13794.69</b>	<b>14923.35</b>	<b>12133.36</b>

13. राजस्थान के थोक भाव सूचकांक  
13. INDEX OF WHOLESALE PRICES OF RAJASTHAN

आधार वर्ष (Base Year)1999-2000=100

वर्ष	प्राथमिक वस्तु समूह Primary Articles Groups			ईंधन,शक्ति,प्रकाश उपस्नेहक समूह Fuel, Power, Light & Lubricants Group	विनिर्मित वस्तु समूह Manufactured Group	समस्त वस्तुएँ सामान्य सूचकांक All Commodities (General Index)
	कृषि	खनिज	संयुक्त			
Year	Agricultural	Minerals	Combined			
भार (Weight)	29.933	3.961	33.894	16.253	49.853	100.000
2004-05	114.74	110.69	114.27	188.29	118.77	128.54
2005-06	118.29	120.11	118.50	216.78	120.87	135.68
2006-07	132.21	148.56	134.11	229.21	134.47	149.76
2007-08	145.29	153.56	146.26	227.65	149.42	161.06
2008-09	167.37	154.16	165.82	241.06	164.02	177.15
2009-10*	181.31	175.73	180.65	238.16	164.9	182.14

\* Average of April to December 09  
अप्रैल से दिसम्बर 09 का औसत



14. औद्योगिक उत्पादन सूचकांक

14. INDEX OF INDUSTRIAL PRODUCTION

वर्ष Year	विनिर्माण Manufacturing	खनिज Mining	विद्युत Electricity	सामान्य General
1980	137.63	278.50	348.38	187.39
1981	152.69	282.68	343.00	197.76
1982	146.62	270.60	374.76	197.60
1983	140.07	378.77	395.49	206.94
1984	163.34	443.89	473.40	243.95
1985	171.39	476.88	433.42	246.20
1986	188.17	468.26	782.09	316.79
1987	236.61	522.29	814.79	363.08
1988	254.88	547.14	927.72	398.18
1989	271.61	553.89	1093.58	439.46
1990	273.68	565.31	1122.53	447.08
1991	273.87	577.41	1303.19	479.25
1992	265.83	577.41	1449.41	498.38
1993	293.32	577.41	1569.38	539.04
1994	106.39	103.51	108.48	106.39
1995	113.18	107.15	117.68	113.19
1996	120.41	110.91	127.66	120.43
1997	128.10	114.81	138.49	128.13
1998	136.28	118.24	150.24	137.32
1999	144.98	123.01	162.98	145.03
2000	154.24	127.33	176.81	155.00
2001	164.10	131.80	191.81	164.98
2002	199.97	144.56	222.73	199.71
2003	199.84	155.70	236.00	200.93
2004	227.69	171.59	271.07	228.88
2005	233.46	192.88	281.23	235.51
2006	250.51	212.00	281.12	251.39
2007	256.28	248.31	276.83	257.49
2008*	282.81	270.27	290.79	282.95
2009*	309.68	285.42	292.60	307.62

\* प्रावधानिक

1971 से 1993 तक आधार वर्ष 1970 =100

1993 से आगे वर्षों के लिये आधार वर्ष 1993-1994 अर्थात् 1993 =100

\* Provisional

From 1971 to 1993 the Base Year was 1970 i.e. 1970=100

From 1993 onwards the Base Year is 1993-94 i.e. 1993=100

15. संगठित क्षेत्र में रोजगार

15. EMPLOYMENT IN ORGANISED SECTOR

संख्या लाखों में ( In Lakh No.)

वर्ष Year	सार्वजनिक क्षेत्र Public Sector	निजी क्षेत्र Private Sector	योग Total
1983	7.59	1.85	9.44
1984	7.66	1.90	9.56
1985	7.90	1.93	9.83
1986	8.30	1.97	10.27
1987	8.54	1.96	10.50
1988	9.12	2.00	11.12
1989	9.08	2.29	11.37
1990	9.27	2.31	11.58
1991	9.53	2.31	11.84
1992	9.73	2.31	12.04
1993	9.77	2.32	12.09
1994	10.05	2.43	12.48
1995	10.09	2.55	12.64
1996	10.17	2.67	12.84
1997	10.13	2.63	12.76
1998	10.16	2.59	12.75
1999	10.18	2.58	12.76
2000	9.94	2.52	12.46
2001	9.55	2.47	12.02
2002	9.48	2.48	11.96
2003	9.34	2.44	11.78
2004	9.28	2.45	11.73
2005	9.45	2.52	11.97
2006	9.52	2.65	12.17
2007	9.55	2.77	12.32
2008	9.59	2.91	12.50
2009*	9.66	3.04	12.70

\* Upto September 09

सितम्बर, 09 तक

**16. कृषि उत्पादन सूचकांक**  
**16. INDEX OF AGRICUTRAL PRODUCTION**

आधार वर्ष (Base Year) 1991-92 से 1993-94

वर्ष Year	खाद्यान्न फसलें (Food Crops)		अखाद्य फसलें (Non-Food Crops)		
	अनाज Cereals	दलहन Pulses	तिलहन Oilseed	रेशें(कपास एवं सण) Fibres(Cotton & Sanhemp)	मसालें # Spices & Condiments
<b>भार (Weight)</b>	<b>35.476</b>	<b>14.857</b>	<b>33.021</b>	<b>8.850</b>	<b>3.053</b>
1991-92	92.91	80.70	108.62	93.93	83.07
1992-93	129.19	125.46	99.37	112.96	114.23
1993-94	77.91	93.84	92.00	93.12	102.69
1994-95	127.15	144.02	110.54	97.26	95.97
1995-96	106.93	128.28	122.90	148.54	116.67
1996-97	143.42	159.45	141.58	151.37	145.09
1997-98	148.59	231.56	121.96	96.40	179.73
1998-99	138.20	217.89	135.19	96.73	150.19
1999-2000	129.88	78.78	133.94	109.18	134.78
2000-01	121.48	62.94	78.55	89.32	127.85
2001-02	161.68	122.32	116.71	31.25	183.75
2002-03	92.99	42.47	63.45	28.00	119.25
2003-04	197.59	190.96	154.09	78.69	249.78
2004-05	139.45	116.11	212.90	84.82	165.00
2005-06	129.33	77.35	232.41	97.66	118.58
2006-07	174.83	128.01	201.53	82.84	149.32
2007-08	186.53	130.87	158.50	95.64	226.07
2008-09(F)	191.32	157.04	200.74	80.52	226.69

# मिर्च, लहसुन, धनिया, अदरक, हल्दी सम्मिलित है।

# Includes Chilies, Garlic, Corriander, Ginger and Termeric

F-अन्तिम (Final)

infrastructure development, livelihood support components such as income generation through marketing & employment creation, development of financial services and project management components.

The coverage area of this project include one block each in 6 district of western Rajasthan viz. Bap (Jodhpur), Sankada (Jaisalmer), Bayatu (Barmer), Bali (Pali), Abu road (Sirohi), and Sanchor (Jalore).

The total cost of this project is Rs. 415 crore. The Project period is of six years starting from December, 2008 to December, 2014. The funding of this project would be made by IFAD (Rs. 124 crore including Rs. 2.40 crore as Grant), Sir Ratan Tata Trust (Rs. 13 crore as Grant) and bank credit (Rs. 180 crore), 21% State share (Rs. 87.50 crore) and beneficiaries contribution (Rs. 10.50 crore).

An expenditure of Rs. 6.90 crore is likely to be incurred on this project in the Annual Plan 2009-10.

\* \* \* \* \*

**16. कृषि उत्पादन सूचकांक**  
**16. INDEX OF AGRICUTRAL PRODUCTION**

आधार वर्ष (Base Year) 1991-92 से 1993-94

वर्ष Year	अखाद्य फसलें (Non-Food Crops)				
	फल एवं तरकारियां \$ Fruits & vegetables	गन्ना Sugarcane	तम्बाकू Tobacco	ग्वार बीज Guarseed	समस्त फसलें All Crops
भार (Weight)	0.575	0.962	0.055	3.150	100
1991-92	102.42	116.31	94.41	56.96	95.22
1992-93	99.36	96.50	104.36	162.86	117.46
1993-94	98.22	87.19	101.23	80.18	87.32
1994-95	69.80	84.37	117.62	197.74	122.05
1995-96	124.48	118.38	91.19	76.55	118.60
1996-97	159.09	110.28	101.23	206.56	147.68
1997-98	95.63	99.05	83.21	204.79	149.41
1998-99	108.50	92.21	73.22	89.23	143.55
1999-2000	142.88	67.26	68.59	64.65	119.33
2000-01	130.11	47.98	49.37	134.34	95.66
2001-02	159.26	36.94	60.18	229.86	130.99
2002-03	122.40	36.05	53.92	7.78	67.69
2003-04	189.85	26.49	36.72	213.11	172.02
2004-05	250.69	23.65	39.68	94.46	154.24
2005-06	318.00	41.25	30.45	165.61	153.84
2006-07	317.83	53.76	26.72	183.81	167.63
2007-08	329.17	50.78	24.92	347.22	166.66
2008-09(F)	303.42	33.18	35.00	352.10	184.71

\$ आलू, प्याज, शंकरकन्दी, सिंघाड़ा सम्मिलित है।

\$ Includes Potato, Onion, Sweet Potato and Singhada